

GATA5 antibody



Catalog Number: 110883

Product name

GATA5 antibody

IF: 1:50-1:500

Specificity

Human, Mouse; other species not tested.

Antibody description

GATA5 Rabbit Polyclonal antibody. Positive IF detected in HepG2 cells. Positive IHC detected in human colon tissue. Positive WB detected in HepG2 cells. Observed molecular weight by Western-blot: 41 kDa

Preparation

This antibody was obtained by immunization of Peptide (Accession Number: NM_080473).
Purification method: Antigen affinity purified.

Formulation

PBS with 0.02% sodium azide and 50% glycerol
pH 7.3.

Storage

Store at -20°C. DO NOT ALIQUOT

Clonality

Polyclonal

Ig Type

Rabbit IgG

Applications

ELISA, IHC, WB, IF

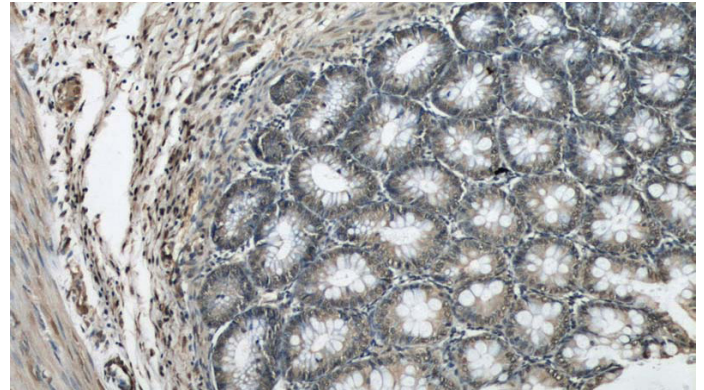
Dilutions

Recommended Dilution:

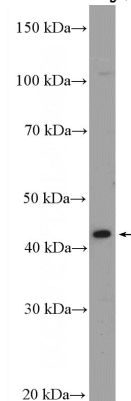
WB: 1:200-1:1000

IHC: 1:20-1:200

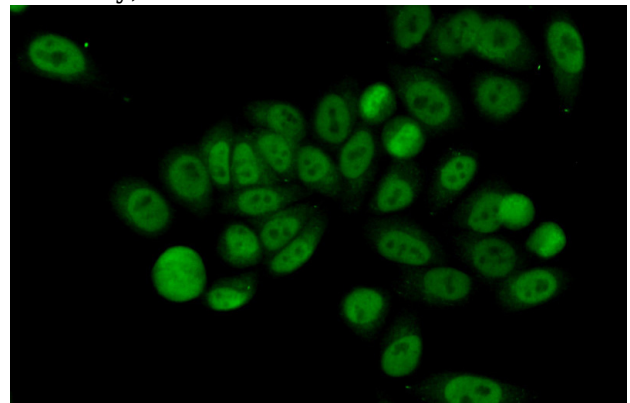
Validations



Immunohistochemical of paraffin-embedded human colon using Catalog No:110883(GATA5 antibody) at dilution of 1:50 (under 10x lens)



HepG2 cells were subjected to SDS PAGE followed by western blot with Catalog No:110883(GATA5 Antibody) at dilution of 1:300



Immunofluorescent analysis of (10% Formaldehyde) fixed HepG2 cells using Catalog No:110883(GATA5 Antibody) at dilution of 1:50 and Alexa Fluor 488-conjugated AffiniPure Goat

GATA5 antibody



Catalog Number: 110883

Anti-Rabbit IgG(H+L)