

COQ9 antibody



Catalog Number: 109473

Product name

COQ9 antibody

Immunogen

[Human COQ9 Recombinant protein \(GST tag & His tag\)](#)

Specificity

Human, Rat; other species not tested.

Antibody description

COQ9 Rabbit Polyclonal antibody. Positive IF detected in HepG2 cells. Positive IHC detected in human cervical cancer tissue. Positive WB detected in human kidney tissue, HeLa cells, human liver tissue. Positive IP detected in HeLa cells. Observed molecular weight by Western-blot: 36kd

Preparation

This antibody was obtained by immunization of COQ9 recombinant protein (Accession Number: NM_020312). Purification method: Antigen affinity purified.

Formulation

PBS with 0.02% sodium azide and 50% glycerol pH 7.3.

Storage

Store at -20°C. DO NOT ALIQUOT

Clonality

Polyclonal

Ig Type

Rabbit IgG

Applications

ELISA, WB, IHC, IF, IP

Dilutions

Recommended Dilution:


WB: 1:500-1:5000

IP: 1:200-1:2000

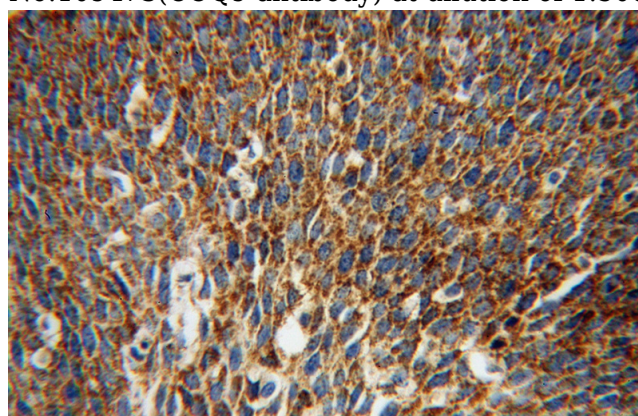
IHC: 1:20-1:200

IF: 1:10-1:100

Validations



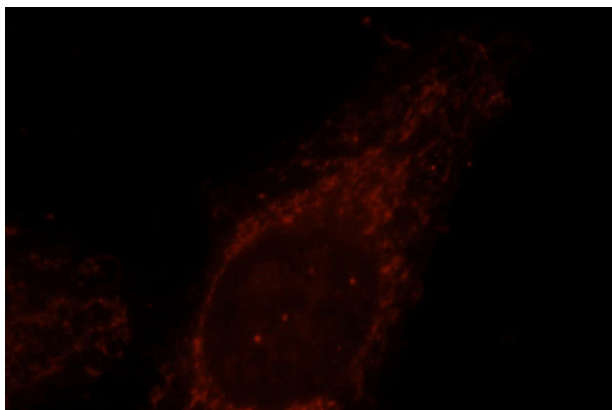
human kidney tissue were subjected to SDS PAGE followed by western blot with Catalog No:109473(COQ9 antibody) at dilution of 1:500




Immunohistochemical of paraffin-embedded human cervical cancer using Catalog No:109473(COQ9 antibody) at dilution of 1:100 (under 40x lens)

COQ9 antibody

Catalog Number: 109473



Immunofluorescent analysis of HepG2 cells, using COQ9 antibody Catalog No:109473 at 1:25 dilution and Rhodamine-labeled goat anti-rabbit



IgG (red).

IP Result of anti-COQ9 (IP:Catalog No:109473, 3ug; Detection:Catalog No:109473 1:500) with HeLa cells lysate 1840ug.