

ZNF238 antibody



Catalog Number: 116963

Product name

ZNF238 antibody

Immunogen

[Human ZNF238 Recombinant protein \(GST tag & His tag\)](#)

Specificity

Human, Mouse, Rat; other species not tested.

Antibody description

ZNF238 Rabbit Polyclonal antibody. Positive WB detected in mouse brain tissue, mouse heart tissue, mouse kidney tissue. Positive IP detected in mouse cerebellum tissue. Positive IHC detected in mouse brain tissue. Observed molecular weight by Western-blot: 48 kDa

Preparation

This antibody was obtained by immunization of ZNF238 recombinant protein (Accession Number: NM_205768). Purification method: Antigen affinity purified.

Formulation

PBS with 0.1% sodium azide and 50% glycerol pH 7.3.

Storage

Store at -20°C. DO NOT ALIQUOT

Clonality

Polyclonal

Ig Type

Rabbit IgG

Applications

ELISA, WB, IP, IHC

Dilutions


Recommended Dilution:

WB: 1:500-1:5000

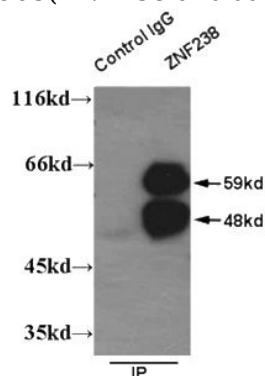
IP: 1:500-1:5000

IHC: 1:20-1:200

Validations



mouse brain tissue were subjected to SDS PAGE followed by western blot with Catalog No:116963(ZNF238 antibody) at dilution of

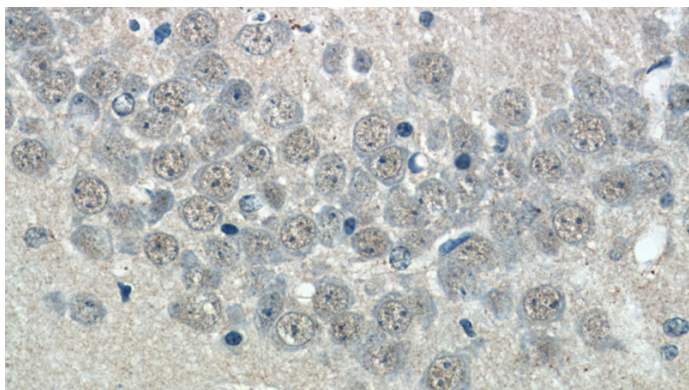


1:1000 Mouse cerebellum tissue lysate-whole

IP result of anti-ZNF238 (Catalog No:116963 for IP and Detection) with mouse cerebellum tissue.

ZNF238 antibody

Catalog Number: 116963



Immunohistochemistry of paraffin-embedded mouse brain tissue slide using Catalog No:116963(ZNF238 Antibody) at dilution of 1:50 (under 40x lens)