

# RTN3 antibody



Catalog Number: 114863

## Product name

RTN3 antibody

## Immunogen

[Human RTN3 Recombinant protein \(GST tag & His tag\)](#)

## Specificity

Human, Mouse, Rat; other species not tested.

## Antibody description

RTN3 Rabbit Polyclonal antibody. Positive IP detected in HeLa cells. Positive WB detected in HeLa cells, human brain tissue. Positive IHC detected in human gliomas tissue. Observed molecular weight by Western-blot: 24kd, 110-113kd

## Preparation

This antibody was obtained by immunization of RTN3 recombinant protein (Accession Number: NM\_006054). Purification method: Antigen affinity purified.

## Formulation

PBS with 0.1% sodium azide and 50% glycerol pH 7.3.

## Storage

Store at -20°C. DO NOT ALIQUOT

## Clonality

Polyclonal

## Ig Type

Rabbit IgG

## Applications

ELISA, WB, IHC, IP

## Dilutions


Recommended Dilution:

WB: 1:500-1:5000

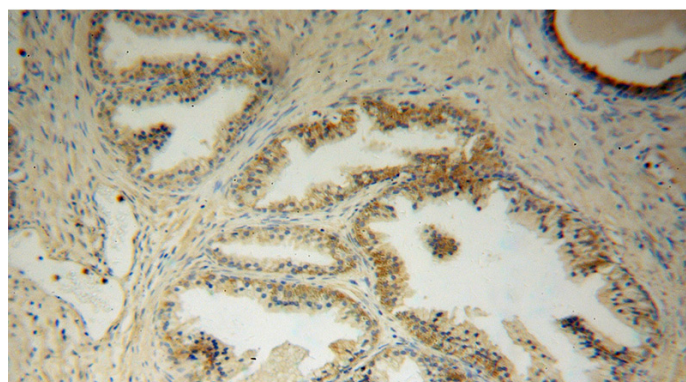
IP: 1:200-1:1000

IHC: 1:20-1:200

## Validations



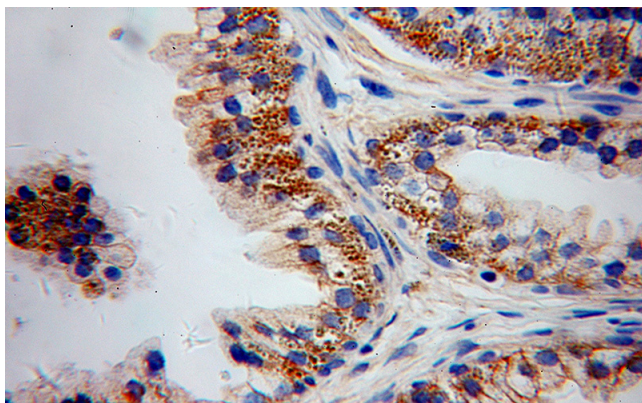
HeLa cells were subjected to SDS PAGE followed by western blot with Catalog No:114863(RTN3 antibody) at dilution of 1:400



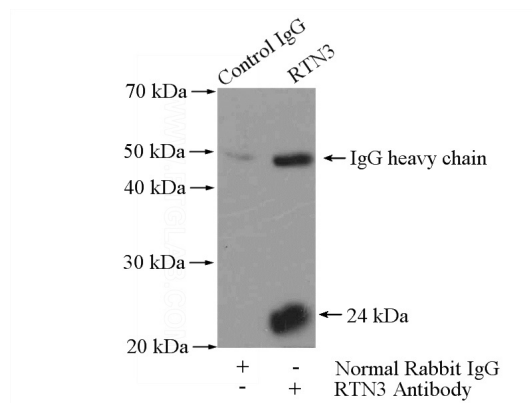
Immunohistochemical of paraffin-embedded human gliomas using Catalog No:114863(RTN3 antibody) at dilution of 1:50 (under 10x lens)

# RTN3 antibody

Catalog Number: 114863



Immunohistochemical of paraffin-embedded human gliomas using Catalog No:114863(RTN3 antibody) at dilution of 1:50 (under 40x lens)



IP Result of anti-RTN3 (IP:Catalog No:114863, 4ug; Detection:Catalog No:114863 1:400) with HeLa cells lysate 2000ug.