

# NUDCD3 antibody



Catalog Number: 113353

## Product name

NUDCD3 antibody

## Immunogen

[Human NudCL Recombinant protein \(GST tag & His tag\)](#)

## Specificity

Human; other species not tested.

## Antibody description

NUDCD3 Rabbit Polyclonal antibody. Positive IHC detected in human brain tissue. Positive WB detected in human liver tissue, HEK-293 cells, HeLa cells, human brain tissue. Positive IP detected in mouse brain tissue. Observed molecular weight by Western-blot: 50 kDa

## Preparation

This antibody was obtained by immunization of NUDCD3 recombinant protein (Accession Number: BC003691). Purification method: Antigen affinity purified.

## Formulation

PBS with 0.1% sodium azide and 50% glycerol pH 7.3.

## Storage

Store at -20°C. DO NOT ALIQUOT

## Clonality

Polyclonal

## Ig Type

Rabbit IgG

## Applications

ELISA, WB, IHC, IP

## Dilutions


Recommended Dilution:

WB: 1:200-1:1000

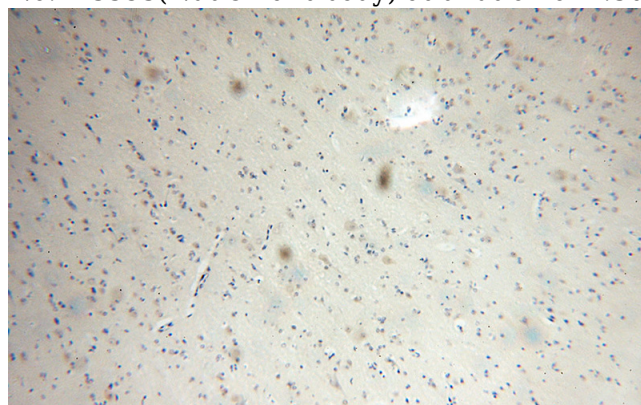
IP: 1:200-1:2000

IHC: 1:20-1:200

## Validations



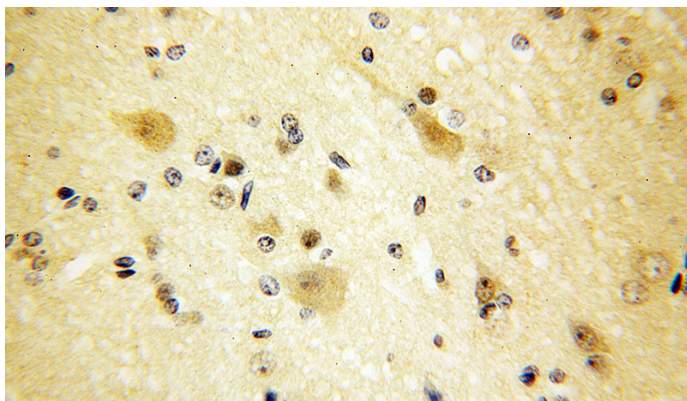
human liver tissue were subjected to SDS PAGE followed by western blot with Catalog No:113353(NudCL antibody) at dilution of 1:300



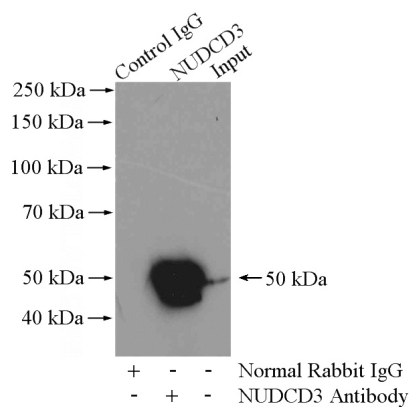
Immunohistochemical of paraffin-embedded human brain using Catalog No:113353(NudCL antibody) at dilution of 1:100 (under 10x lens)

# NUDCD3 antibody

Catalog Number: 113353



Immunohistochemical of paraffin-embedded human brain using Catalog No:113353(NudCL antibody) at dilution of 1:100 (under 40x lens)



IP Result of anti-NudCL (IP:Catalog No:113353, 4ug; Detection:Catalog No:113353 1:800) with mouse brain tissue lysate 4000ug.