

# SKAP2 antibody



Catalog Number: 115253

## Product name

SKAP2 antibody

Recommended Dilution:

WB: 1:500-1:5000

## Immunogen

IP: 1:200-1:2000

[Human SKAP2 Recombinant protein \(GST tag\)](#)

IHC: 1:20-1:200


## Specificity

Human, Mouse, Rat; other species not tested.

## Validations

## Antibody description

SKAP2 Rabbit Polyclonal antibody. Positive IHC detected in human colon cancer tissue. Positive IP detected in mouse liver tissue. Positive WB detected in human liver tissue. Observed molecular weight by Western-blot: 55kd



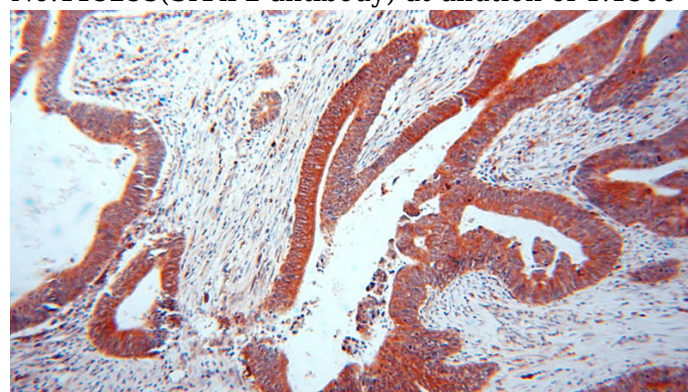
## Preparation

This antibody was obtained by immunization of SKAP2 recombinant protein (Accession Number: XM\_017012771). Purification method: Antigen affinity purified.

human liver tissue were subjected to SDS PAGE followed by western blot with Catalog No:115253(SKAP2 antibody) at dilution of 1:1500

## Formulation

PBS with 0.1% sodium azide and 50% glycerol pH 7.3.



## Storage

Store at -20°C. DO NOT ALIQUOT

## Clonality

Polyclonal

Immunohistochemical of paraffin-embedded human colon cancer using Catalog No:115253(SKAP2 antibody) at dilution of 1:100 (under 10x lens)

## Ig Type

Rabbit IgG

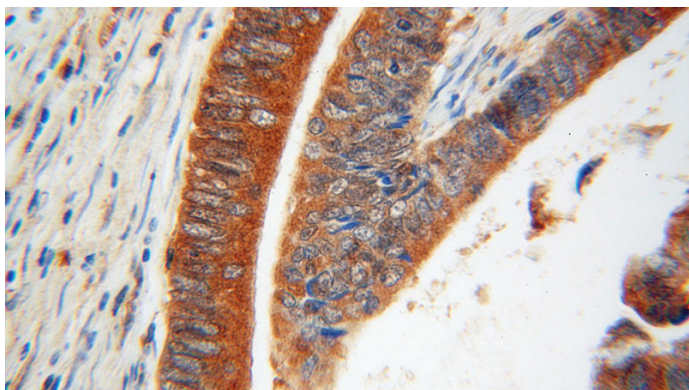
## Applications

ELISA, WB, IHC, IP

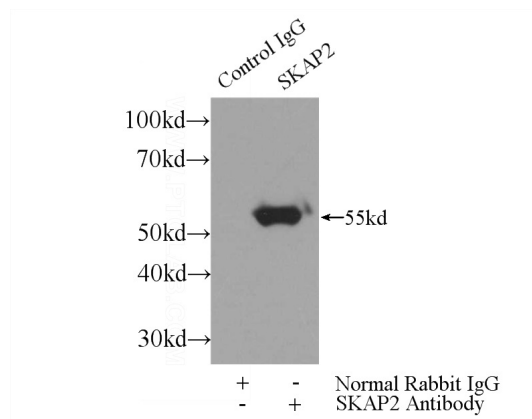
## Dilutions

# SKAP2 antibody

Catalog Number: 115253



Immunohistochemical of paraffin-embedded human colon cancer using Catalog No:115253(SKAP2 antibody) at dilution of 1:100 (under 40x lens)



IP Result of anti-SKAP2 (IP:Catalog No:115253, 3ug; Detection:Catalog No:115253 1:700) with mouse liver tissue lysate 4000ug.