

CXCR2 antibody



Catalog Number: 109643

Product name

CXCR2 antibody

Recommended Dilution:

WB: 1:1000-1:10000

Immunogen

[Human IL8RB Recombinant protein \(GST tag & His tag\)](#)


IP: 1:500-1:5000

IF: 1:10-1:100

Specificity

Human; other species not tested.

Validations



Antibody description

CXCR2 Rabbit Polyclonal antibody. Positive IF detected in HepG2 cells. Positive IP detected in HepG2 cells. Positive WB detected in L02 cells, COLO 320 cells. Observed molecular weight by Western-blot: 45-50 kDa

Preparation

This antibody was obtained by immunization of CXCR2 recombinant protein (Accession Number: XM_005246530). Purification method: Antigen affinity purified.

L02 cells were subjected to SDS PAGE followed by western blot with Catalog No:109643(IL8RB antibody) at dilution of 1:2000

Formulation

PBS with 0.02% sodium azide and 50% glycerol pH 7.3.

Storage

Store at -20°C. DO NOT ALIQUOT

Clonality

Polyclonal

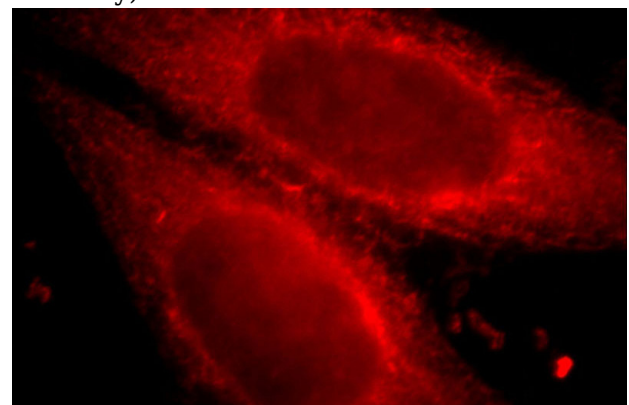
Ig Type

Rabbit IgG

Applications

ELISA, WB, IF, IP

Dilutions



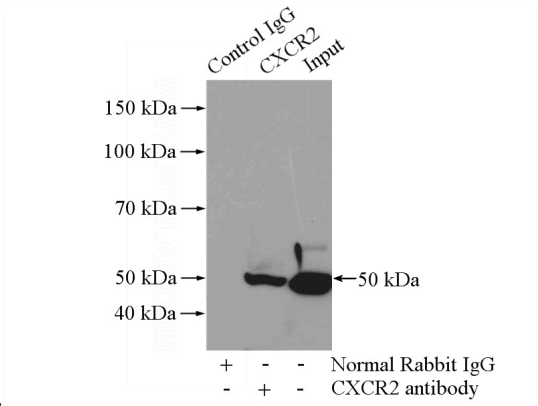
Immunofluorescent analysis of HepG2 cells, using IL8RB antibody Catalog No:109643 at 1:25 dilution and Rhodamine-labeled goat anti-rabbit

CXCR2 antibody



Catalog Number: 109643

IgG (red).



IP Result of anti-IL8RB (IP:Catalog No:109643, 4ug; Detection:Catalog No:109643 1:1000) with HepG2 cells lysate 3200ug.