

TEM8 antibody



Catalog Number: 115943

Product name

TEM8 antibody

IHC: 1:20-1:200

Specificity

Human, Mouse, Rat; other species not tested.

Antibody description

TEM8 Rabbit Polyclonal antibody. Positive WB detected in mouse testis tissue, HeLa cells, mouse lung tissue, PC-13 cells. Positive IHC detected in human colon cancer tissue. Observed molecular weight by Western-blot: 85 kDa, 80 kDa

Preparation

This antibody was obtained by immunization of TEM8 recombinant protein (Accession Number: NM_018153). Purification method: Antigen affinity purified.

Formulation

PBS with 0.02% sodium azide and 50% glycerol pH 7.3.

Storage

Store at -20°C. DO NOT ALIQUOT

Clonality

Polyclonal

Ig Type

Rabbit IgG

Applications


ELISA, WB, IHC

Dilutions

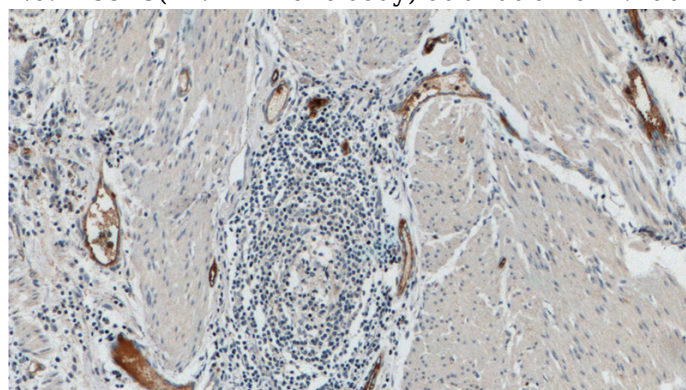
Recommended Dilution:

WB: 1:200-1:2000

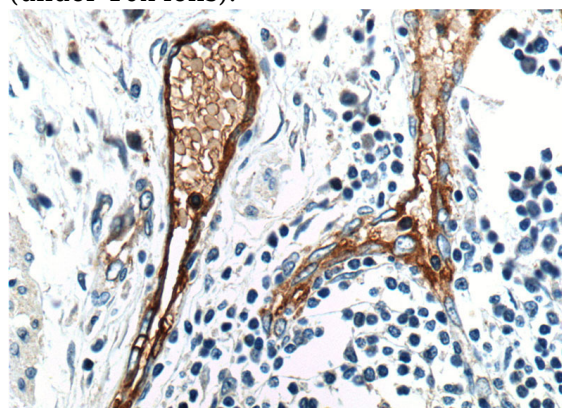
Validations



mouse testis tissue were subjected to SDS PAGE followed by western blot with Catalog No:115943(ANTXR1 antibody) at dilution of 1:200



Immunohistochemistry of paraffin-embedded human colon cancer tissue slide using Catalog No:115943(ANTXR1 Antibody) at dilution of 1:200 (under 10x lens).



Immunohistochemistry of paraffin-embedded human colon cancer tissue slide using Catalog No:115943(ANTXR1 Antibody) at dilution of 1:200

TEM8 antibody



Catalog Number: 115943

(under 40x lens).