

ASNA1 antibody



Catalog Number: 108233

Product name

ASNA1 antibody

Immunogen

[Human ASNA1 Recombinant protein \(GST tag & His tag\)](#)

Specificity

Human, Mouse, Rat; other species not tested.

Antibody description

ASNA1 Rabbit Polyclonal antibody. Positive IF detected in HepG2 cells. Positive IHC detected in human lung cancer tissue. Positive FC detected in HepG2 cells. Positive WB detected in human brain tissue, HeLa cells, human heart tissue, mouse brain tissue. Positive IP detected in mouse brain tissue. Observed molecular weight by Western-blot: 37-41 kDa

Preparation

This antibody was obtained by immunization of ASNA1 recombinant protein (Accession Number: NM_001371488). Purification method: Antigen affinity purified.

Formulation

PBS with 0.02% sodium azide and 50% glycerol pH 7.3.

Storage

Store at -20°C. DO NOT ALIQUOT

Clonality

Polyclonal

Ig Type

Rabbit IgG

Applications

ELISA, WB, IHC, IF, FC, IP

Dilutions

Recommended Dilution:


WB: 1:200-1:2000

IP: 1:500-1:5000

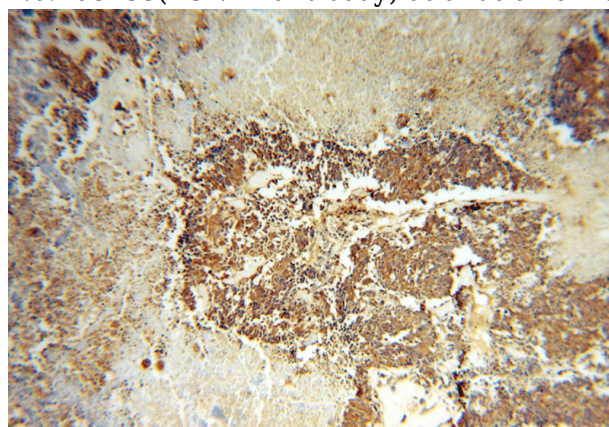
IHC: 1:20-1:200

IF: 1:10-1:100

Validations



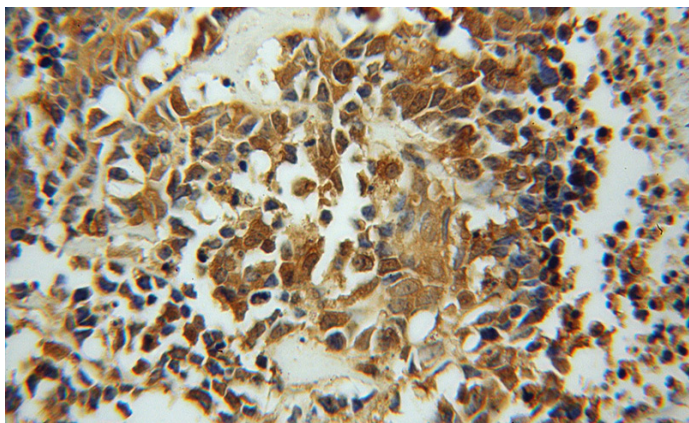
human brain tissue were subjected to SDS PAGE followed by western blot with Catalog No:108233(ASNA1 antibody) at dilution of 1:500



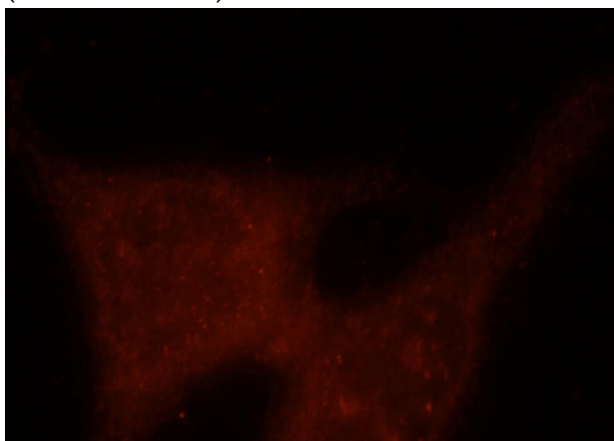
Immunohistochemical of paraffin-embedded human lung cancer using Catalog No:108233(ASNA1 antibody) at dilution of 1:50 (under 10x lens)

ASNA1 antibody

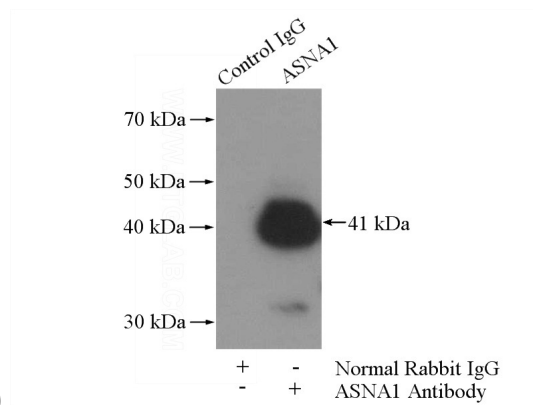
Catalog Number: 108233



Immunohistochemical of paraffin-embedded human lung cancer using Catalog No:108233(ASNA1 antibody) at dilution of 1:50 (under 40x lens)

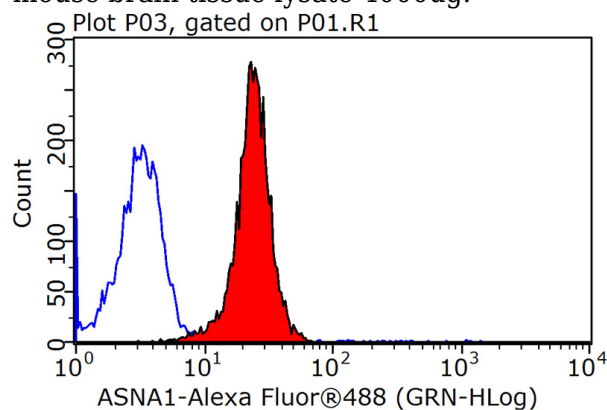


Immunofluorescent analysis of HepG2 cells, using ASNA1 antibody Catalog No:108233 at 1:25 dilution and Rhodamine-labeled goat anti-rabbit



IgG (red).

IP Result of anti-ASNA1 (IP:Catalog No:108233, 4ug; Detection:Catalog No:108233 1:1000) with mouse brain tissue lysate 4000ug.



1X10⁶ HepG2 cells were stained with 0.2ug ASNA1 antibody (Catalog No:108233, red) and control antibody (blue). Fixed with 90% MeOH blocked with 3% BSA (30 min). Alexa Fluor 488-conjugated AffiniPure Goat Anti-Rabbit IgG(H+L) with dilution 1:1500.