

# FATP4 antibody



Catalog Number: 110533

## Product name

FATP4 antibody

IP: 1:200-1:2000

IHC: 1:20-1:200

## Specificity

Human; other species not tested.

## Antibody description

FATP4 Rabbit Polyclonal antibody. Positive IHC detected in human ovary tumor tissue. Positive IP detected in HepG2 cells. Positive WB detected in human colon tissue, human brain tissue, human heart tissue, SMMC-7721 cells. Observed molecular weight by Western-blot: 45 kDa, 70 kDa

## Preparation

This antibody was obtained by immunization of FATP4 recombinant protein (Accession Number: BC009959). Purification method: Antigen affinity purified.

## Formulation

PBS with 0.1% sodium azide and 50% glycerol pH 7.3.

## Storage

Store at -20°C. DO NOT ALIQUOT

## Clonality

Polyclonal

## Ig Type

Rabbit IgG

## Applications

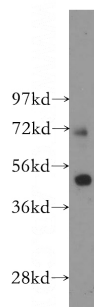
ELISA, WB, IHC, IP

## Dilutions

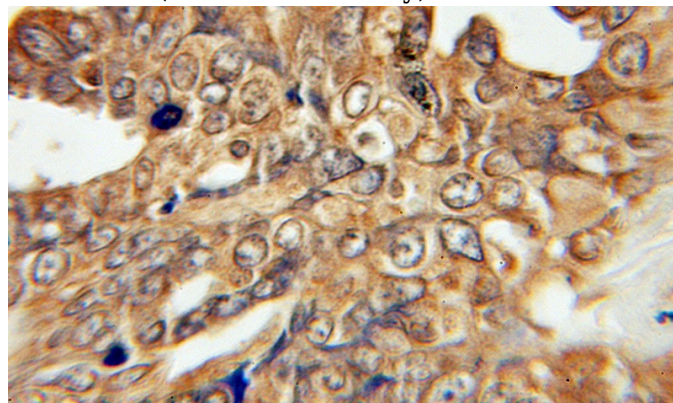
Recommended Dilution:

WB: 1:200-1:1000

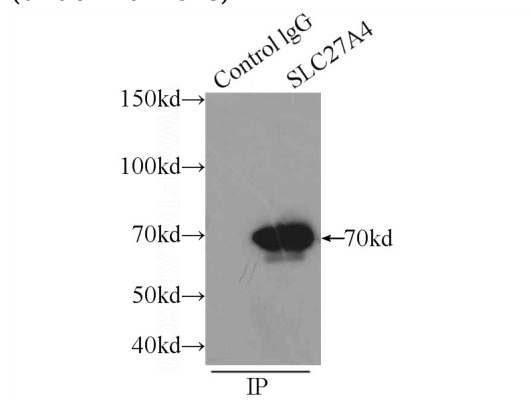
## Validations



human colon tissue were subjected to SDS PAGE followed by western blot with Catalog No:110533(SLC27A4 antibody) at dilution of 1:300



Immunohistochemical of paraffin-embedded human ovary tumor using Catalog No:110533(SLC27A4 antibody) at dilution of 1:50 (under 10x lens)



IP Result of anti-SLC27A4 (IP:Catalog No:110533,

# FATP4 antibody



Catalog Number: 110533

---

4ug; Detection:Catalog No:110533 1:500) with HepG2 cells lysate 1600ug.