

ACADVL antibody



Catalog Number: 107723

Product name

ACADVL antibody

Recommended Dilution:

WB: 1:200-1:2000

Immunogen

IP: 1:200-1:2000

[Human ACADVL Recombinant protein \(His tag\)](#)

IHC: 1:20-1:200


Specificity

Human, Mouse, Rat; other species not tested.

Validations

Antibody description

ACADVL Rabbit Polyclonal antibody. Positive IHC detected in human liver cancer tissue. Positive IP detected in HeLa cells. Positive WB detected in mouse liver tissue, HeLa cells, mouse brain tissue. Observed molecular weight by Western-blot: 98 kDa, 51 kDa



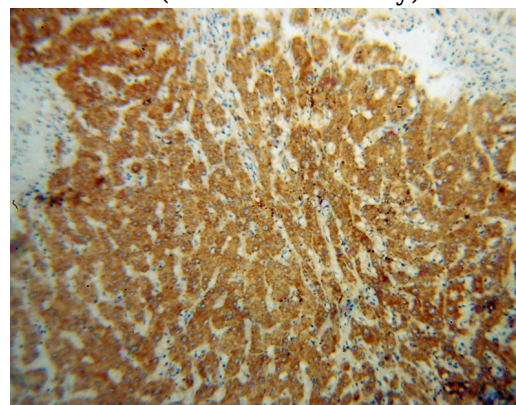
Preparation

This antibody was obtained by immunization of ACADVL recombinant protein (Accession Number: NM_000018). Purification method: Antigen affinity purified.

mouse liver tissue were subjected to SDS PAGE followed by western blot with Catalog No:107723(ACADVL antibody) at dilution of 1:500

Formulation

PBS with 0.02% sodium azide and 50% glycerol pH 7.3.



Storage

Store at -20°C. DO NOT ALIQUOT

Clonality

Polyclonal

Immunohistochemical of paraffin-embedded human liver cancer using Catalog No:107723(ACADVL antibody) at dilution of 1:50 (under 10x lens)

Ig Type

Rabbit IgG

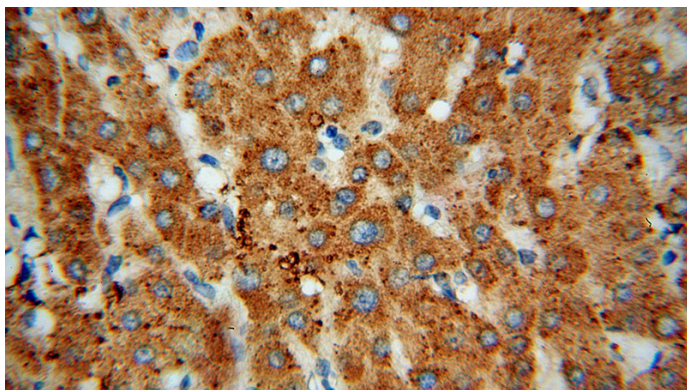
Applications

ELISA, WB, IHC, IP

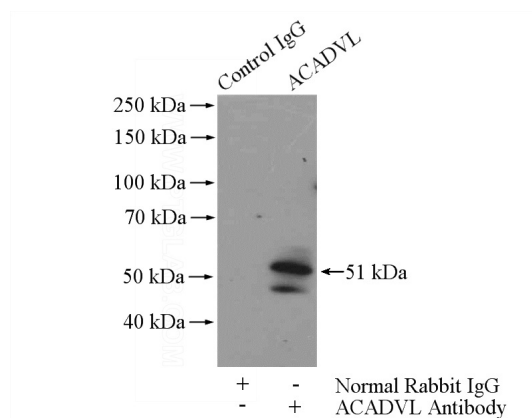
Dilutions

ACADVL antibody

Catalog Number: 107723



Immunohistochemical of paraffin-embedded human liver cancer using Catalog No:107723(ACADVL antibody) at dilution of 1:50 (under 40x lens)



IP Result of anti-ACADVL (IP:Catalog No:107723, 4ug; Detection:Catalog No:107723 1:500) with HeLa cells lysate 2800ug.