

NPHP3 antibody



Catalog Number: 113213

Product name

NPHP3 antibody

Immunogen

[Human NPHP3 Recombinant protein \(GST tag & His tag\)](#)

Specificity

Human, Mouse; other species not tested.

Antibody description

NPHP3 Rabbit Polyclonal antibody. Positive IHC detected in human heart tissue. Positive IF detected in hTERT-RPE1 cells. Positive IP detected in mouse testis tissue. Positive WB detected in human testis tissue, HEK-293 cells, HepG2 cells, mouse liver tissue, mouse testis tissue. Observed molecular weight by Western-blot: 145-151 kDa

Preparation

This antibody was obtained by immunization of NPHP3 recombinant protein (Accession Number: BC068082). Purification method: Antigen affinity purified.

Formulation

PBS with 0.02% sodium azide and 50% glycerol pH 7.3.

Storage

Store at -20°C. DO NOT ALIQUOT

Clonality

Polyclonal

Ig Type

Rabbit IgG

Applications

ELISA, WB, IF, IHC, IP

Dilutions

Recommended Dilution:

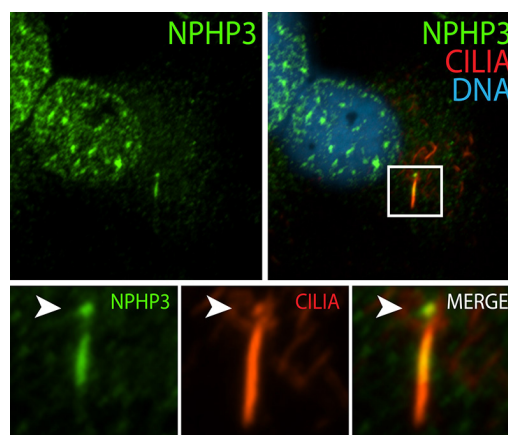
WB: 1:200-1:2000

IP: 1:500-1:5000

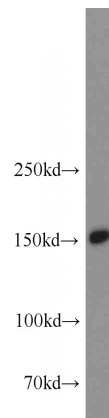
IHC: 1:20-1:200

IF: 1:20-1:200

Validations



IF result (the base and the lower half of cilia stain) of anti-NPHP3 (Catalog No:113213, 1:50) with serum-starved hTERT-RPE1 (MeOH fixed) by Dr.

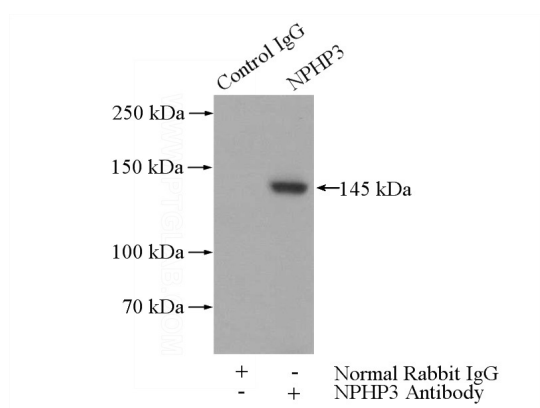


Moshe Kim.

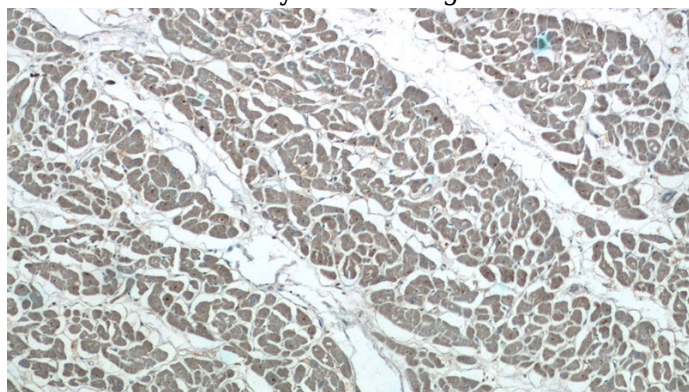
human testis tissue were subjected to SDS PAGE followed by western blot with Catalog No:113213(NPHP3 antibody) at dilution of 1:500

NPHP3 antibody

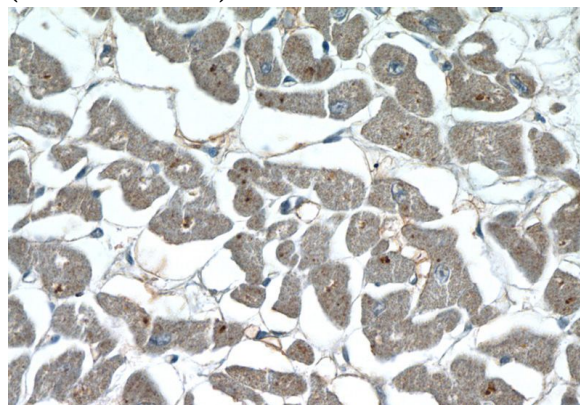
Catalog Number: 113213



IP Result of anti-NPHP3 (IP:Catalog No:113213, 4ug; Detection:Catalog No:113213 1:1000) with mouse testis tissue lysate 4000ug.



Immunohistochemistry of paraffin-embedded human heart tissue slide using Catalog No:113213(NPHP3 Antibody) at dilution of 1:50 (under 10x lens)



Immunohistochemistry of paraffin-embedded human heart tissue slide using Catalog No:113213(NPHP3 Antibody) at dilution of 1:50 (under 40x lens)