

EXOSC7 antibody



Catalog Number: 110413

Product name

EXOSC7 antibody

Immunogen

[Human EXOSC7 Recombinant protein \(GST tag & His tag\)](#)

Specificity

Human, Mouse; other species not tested.

Antibody description

EXOSC7 Rabbit Polyclonal antibody. Positive IHC detected in human kidney tissue, human colon tissue. Positive WB detected in MCF-7 cells, A431 cells, COLO 320 cells, HEK-293 cells, HeLa cells, HepG2 cells, Jurkat cells, K-562 cells. Observed molecular weight by Western-blot: 37 kDa

Preparation

This antibody was obtained by immunization of EXOSC7 recombinant protein (Accession Number: XM_047447748). Purification method: Antigen affinity purified.

Formulation

PBS with 0.1% sodium azide and 50% glycerol pH 7.3.

Storage

Store at -20°C. DO NOT ALIQUOT

Clonality

Polyclonal

Ig Type

Rabbit IgG

Applications

ELISA, WB, IHC

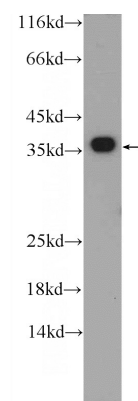
Dilutions

Recommended Dilution:

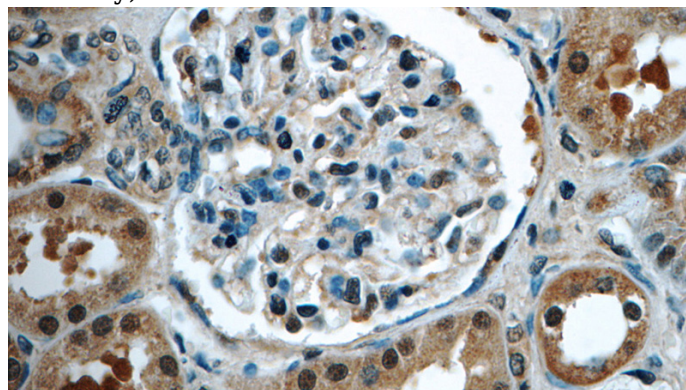
WB: 1:200-1:2000

IHC: 1:20-1:200

Validations



MCF-7 cells were subjected to SDS PAGE followed by western blot with Catalog No:110413(EXOSC7 Antibody) at dilution of 1:600

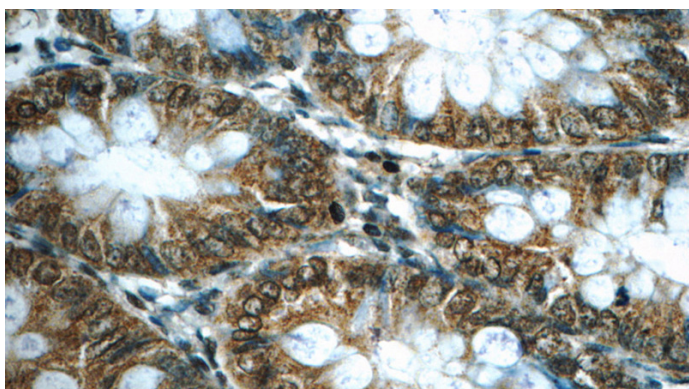


Immunohistochemistry of paraffin-embedded human kidney tissue slide using Catalog No:110413(EXOSC7 Antibody) at dilution of 1:50 (under 40x lens)

EXOSC7 antibody



Catalog Number: 110413



Immunohistochemistry of paraffin-embedded human colon tissue slide using Catalog No:110413(EXOSC7 Antibody) at dilution of 1:50 (under 40x lens)