

HEXB antibody



Catalog Number: 111303

Product name

HEXB antibody

Specificity

Human, Mouse, Rat; other species not tested.

Antibody description

HEXB Rabbit Polyclonal antibody. Positive IHC detected in human kidney tissue. Positive WB detected in Jurkat cells, HEK-293 cells, HeLa cells, mouse kidney tissue, mouse lung tissue. Observed molecular weight by Western-blot: 63kd

Preparation

This antibody was obtained by immunization of HEXB recombinant protein (Accession Number: NM_000521). Purification method: Antigen affinity purified.

Formulation

PBS with 0.02% sodium azide and 50% glycerol pH 7.3.

Storage

Store at -20°C. DO NOT ALIQUOT

Clonality

Polyclonal

Ig Type

Rabbit IgG

Applications

ELISA, WB, IHC


Dilutions

Recommended Dilution:

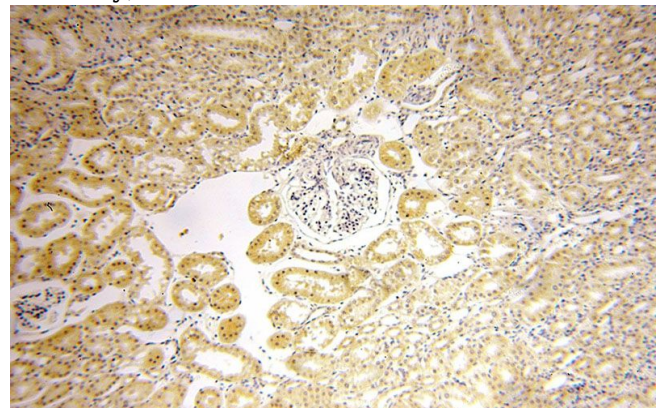
WB: 1:200-1:2000

IHC: 1:20-1:200

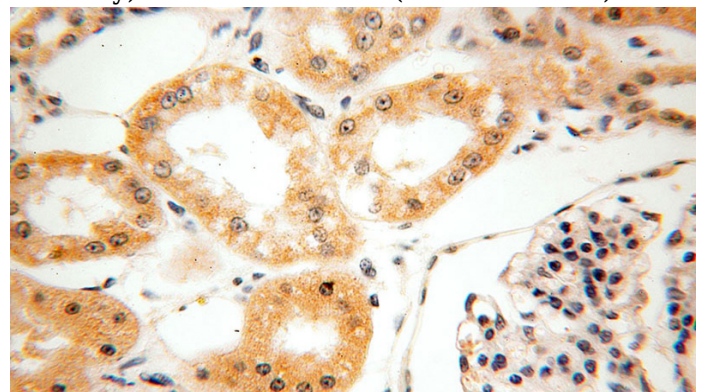
Validations



Jurkat cells were subjected to SDS PAGE followed by western blot with Catalog No:111303(HEXB antibody) at dilution of 1:200



Immunohistochemical of paraffin-embedded human kidney using Catalog No:111303(HEXB antibody) at dilution of 1:50 (under 10x lens)



Immunohistochemical of paraffin-embedded human kidney using Catalog No:111303(HEXB antibody) at dilution of 1:50 (under 40x lens)