

# MGMT antibody



Catalog Number: 112603

## Product name

MGMT antibody

WB: 1:500-1:5000

IP: 1:200-1:2000

## Specificity

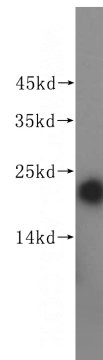
Human; other species not tested.

IHC: 1:20-1:200

## Antibody description

MGMT Rabbit Polyclonal antibody. Positive IP detected in Jurkat cells. Positive WB detected in Jurkat cells, MCF7 cells. Positive IHC detected in human kidney tissue, human placenta tissue, human spleen tissue, human testis tissue. Observed molecular weight by Western-blot: 22 kDa

## Validations



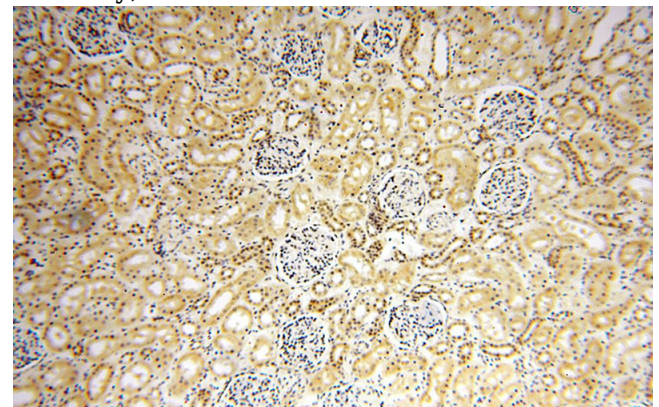
## Preparation

This antibody was obtained by immunization of MGMT recombinant protein (Accession Number: XM\_005252682). Purification method: Antigen affinity purified.

Jurkat cells were subjected to SDS PAGE followed by western blot with Catalog No:112603(MGMT antibody) at dilution of 1:1000

## Formulation

PBS with 0.02% sodium azide and 50% glycerol pH 7.3.



## Storage

Store at -20°C. DO NOT ALIQUOT

## Clonality

Polyclonal

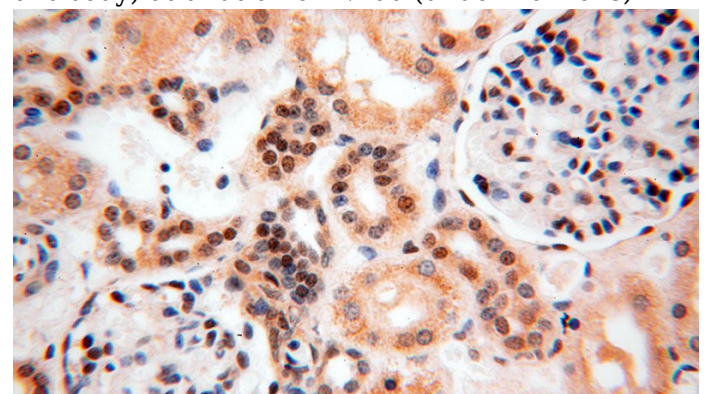
Immunohistochemical of paraffin-embedded human kidney using Catalog No:112603(MGMT antibody) at dilution of 1:100 (under 10x lens)

## Ig Type

Rabbit IgG

## Applications

ELISA, WB, IHC, IP



## Dilutions

Recommended Dilution:

# MGMT antibody

Catalog Number: 112603

---

Immunohistochemical of paraffin-embedded human kidney using Catalog No:112603(MGMT antibody) at dilution of 1:100 (under 40x lens)

IP Result of anti-MGMT (IP:Catalog No:112603, 4ug; Detection:Catalog No:112603 1:500) with Jurkat cells lysate 3200ug.

