

# VPS4B antibody

Catalog Number: 116792

## Product name

VPS4B antibody

WB: 1:500-1:5000

IP: 1:500-1:5000

## Specificity


Human, Mouse, Rat; other species not tested.

IF: 1:10-1:100

## Antibody description

VPS4B Rabbit Polyclonal antibody. Positive IF detected in A431 cells. Positive WB detected in Y79 cells, A431 cells, HEK-293 cells, HeLa cells, HepG2 cells, MCF7 cells, mouse skin tissue, NIH/3T3 cells. Positive IP detected in HeLa cells. Observed molecular weight by Western-blot: 50 kDa

## Validations



## Preparation

This antibody was obtained by immunization of VPS4B recombinant protein (Accession Number: NM\_004869). Purification method: Antigen affinity purified.

Y79 cells were subjected to SDS PAGE followed by western blot with Catalog No:116792(VPS4B antibody) at dilution of 1:500

## Formulation

PBS with 0.02% sodium azide and 50% glycerol pH 7.3.

## Storage

Store at -20°C. DO NOT ALIQUOT

## Clonality

Polyclonal

## Ig Type

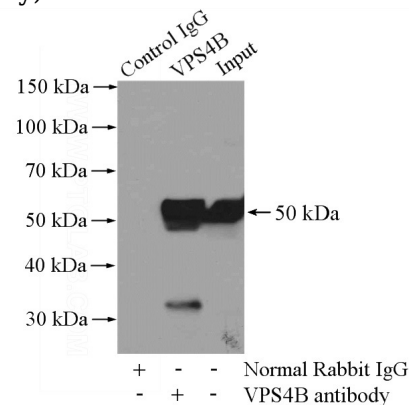
Rabbit IgG

## Applications

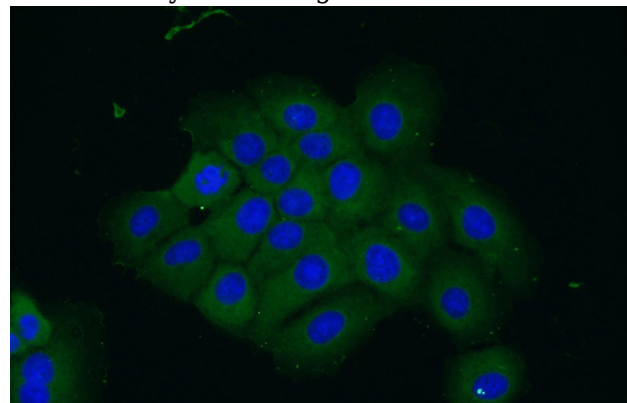
ELISA, WB, IF, IP

## Dilutions

Recommended Dilution:



IP Result of anti-VPS4B (IP:Catalog No:116792, 4ug; Detection:Catalog No:116792 1:1000) with HeLa cells lysate 880ug.



# VPS4B antibody



Catalog Number: 116792

---

Immunofluorescent analysis of A431 cells using 1:25 and Alexa Fluor 488-conjugated AffiniPure  
Catalog No:116792(VPS4B Antibody) at dilution of Goat Anti-Rabbit IgG(H+L)