

Anti-CSK (5E10) Mouse antibody



Catalog Number: 168292

Product name

Anti-CSK (5E10) Mouse antibody

Specificity

Human, Mouse, Monkey, Rat

Antibody description

CSK (5E10) Mouse monoclonal antibody

Preparation

Antigen: Purified recombinant fragment of human CSK expressed in E. Coli.

Formulation

Ascitic fluid containing 0.03% sodium azide.

Storage

Store at 4°C short term. Store at -20°C long term.
Avoid freeze / thaw cycle.

Clonality

Monoclonal

Ig Type

Mouse IgG1

Applications

WB, ICC/IF, FC

Dilutions

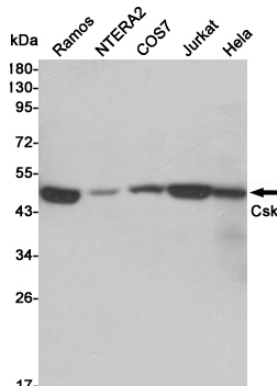
WB: 1/500 - 1/2000

ICC: 1/200 - 1/1000

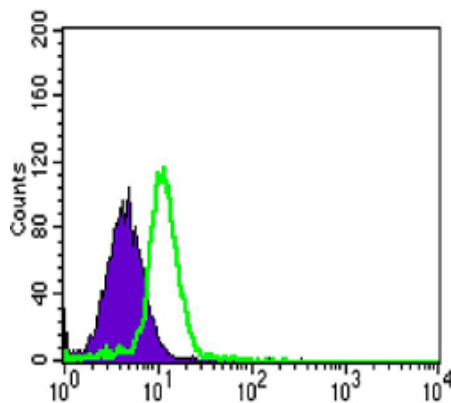
FC: 1/200 - 1/400

ELISA: 1/10000

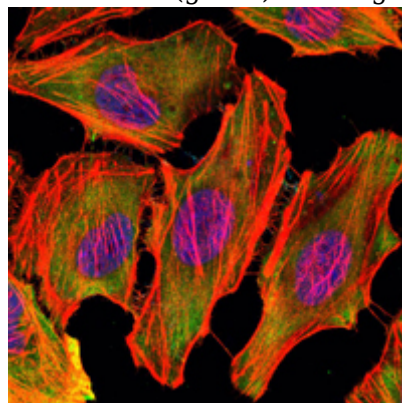
Validations



Western blot analysis of extracts from Ramos, NTERA2, COS7, Jurkat and HeLa cell lysates using Csk mouse mAb (1:1000 diluted). Predicted band size: 50 kDa. Observed band size: 50 kDa.



Flow cytometric analysis of HL-60 cells using CSK mouse mAb (green) and negative control (purple).



Immunofluorescence analysis of U251 cells using CSK mouse mAb (green). Blue: DRAQ5 fluorescent DNA dye. Red: Actin filaments have been labeled with Alexa Fluor-555 phalloidin.