

ARID4B antibody



Catalog Number: 108192

Product name

ARID4B antibody

Immunogen

[Human ARID4B Recombinant protein \(GST tag & His tag\)](#)

Specificity

Human; other species not tested.

Antibody description

ARID4B Rabbit Polyclonal antibody. Positive IP detected in MCF-7 cells. Positive WB detected in MCF-7 cells, A549 cells, K-562 cells. Positive IHC detected in human testis tissue, human breast cancer tissue. Positive IF detected in MCF-7 cells. Observed molecular weight by Western-blot: 100 kDa; 200 kDa

Preparation

This antibody was obtained by immunization of ARID4B recombinant protein (Accession Number: BC130418). Purification method: Antigen affinity purified.

Formulation

PBS with 0.1% sodium azide and 50% glycerol pH 7.3.

Storage

Store at -20°C. DO NOT ALIQUOT

Clonality

Polyclonal

Ig Type

Rabbit IgG

Applications

ELISA, WB, IF, IHC, IP

Dilutions

Recommended Dilution:


WB: 1:200-1:2000

IP: 1:500-1:5000

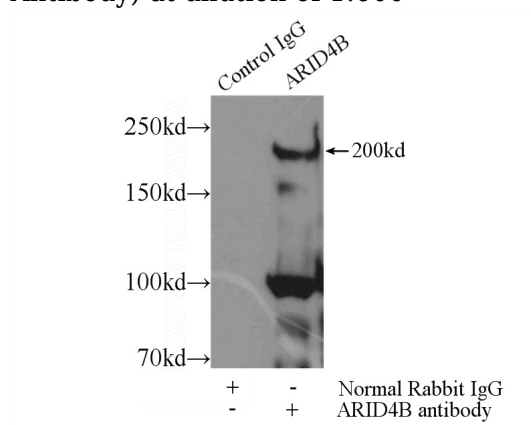
IHC: 1:20-1:200

IF: 1:10-1:100

Validations



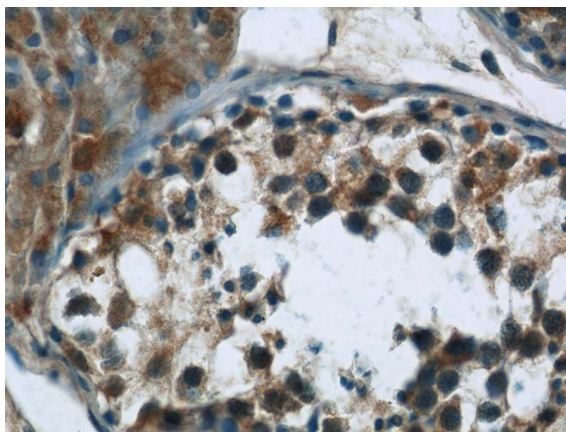
MCF-7 cells were subjected to SDS PAGE followed by western blot with Catalog No:108192(ARID4B Antibody) at dilution of 1:600



IP Result of anti-ARID4B (IP:Catalog No:108192, 5ug; Detection:Catalog No:108192 1:1000) with MCF-7 cells lysate 4000ug.

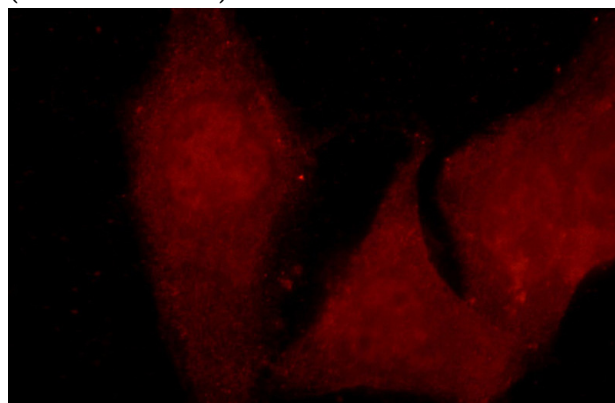
ARID4B antibody

Catalog Number: 108192



Immunohistochemistry of paraffin-embedded human testis tissue slide using Catalog No:108192(ARID4B Antibody) at dilution of 1:50

(under 40x lens)



Immunofluorescent analysis of MCF-7 cells using Catalog No:108192(ARID4B Antibody) at dilution of 1:25 and Rhodamine-Goat anti-Rabbit IgG