

SECISBP2 antibody



Catalog Number: 115092

Product name

SECISBP2 antibody

Immunogen

[Human SECISBP2 Recombinant protein \(GST tag & His tag\)](#)

Specificity

Human, Mouse, Rat; other species not tested.

Antibody description

SECISBP2 Rabbit Polyclonal antibody. Positive IF detected in HeLa cells. Positive WB detected in HeLa cells, human kidney tissue, Jurkat cells. Positive IP detected in mouse testis tissue. Observed molecular weight by Western-blot: 95 kDa

Preparation

This antibody was obtained by immunization of SECISBP2 recombinant protein (Accession Number: XM_047423856). Purification method: Antigen affinity purified.

Formulation

PBS with 0.1% sodium azide and 50% glycerol pH 7.3.

Storage

Store at -20°C. DO NOT ALIQUOT

Clonality

Polyclonal

Ig Type

Rabbit IgG

Applications

ELISA, WB, IP, IF

Dilutions


Recommended Dilution:

WB: 1:500-1:5000

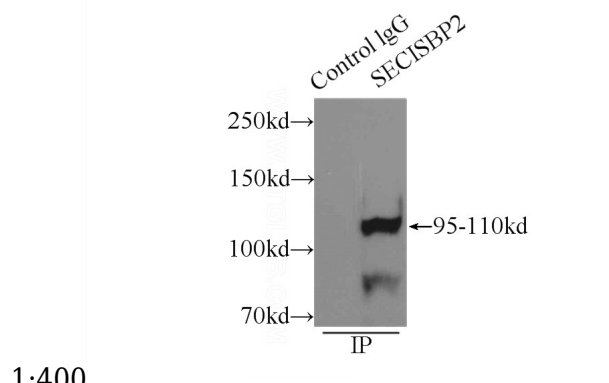
IP: 1:200-1:2000

IF: 1:20-1:200

Validations



HeLa cells were subjected to SDS PAGE followed by western blot with Catalog No:115092(SECISBP2 antibody) at dilution of



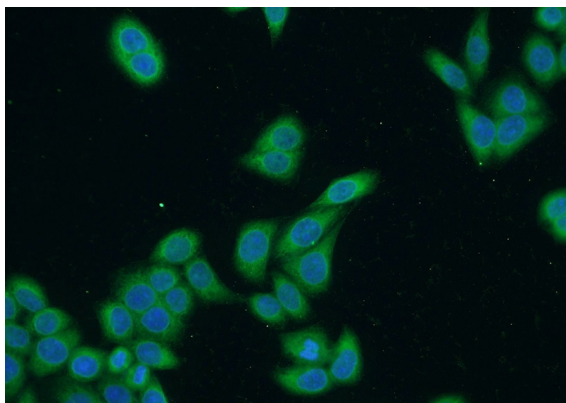
1:400

IP Result of anti-SECISBP2 (IP:Catalog No:115092, 3ug; Detection:Catalog No:115092 1:600) with mouse testis tissue lysate 8000ug.

SECISBP2 antibody



Catalog Number: 115092



Immunofluorescent analysis of HeLa cells using Catalog No:115092(SECISBP2 Antibody) at dilution of 1:50 and Alexa Fluor 488-conjugated AffiniPure Goat Anti-Rabbit IgG(H+L)