

C1orf83 antibody



Catalog Number: 108682

Product name

C1orf83 antibody

Recommended Dilution:

WB: 1:500-1:5000

Immunogen

IHC: 1:20-1:200

[Human C1orf83 Recombinant protein \(GST tag & His tag\)](#)

Validations

Specificity

Human, Mouse, Rat; other species not tested.

Antibody description

C1orf83 Rabbit Polyclonal antibody. Positive IHC detected in human brain tissue, human breast cancer tissue. Positive WB detected in human brain tissue, HEK-293 cells. Observed molecular weight by Western-blot: 24 kDa, 30 kDa

Preparation

This antibody was obtained by immunization of C1orf83 recombinant protein (Accession Number: NM_153035). Purification method: Antigen affinity purified.

Formulation

PBS with 0.02% sodium azide and 50% glycerol pH 7.3.

Storage

Store at -20°C. DO NOT ALIQUOT

Clonality

Polyclonal


Ig Type

Rabbit IgG

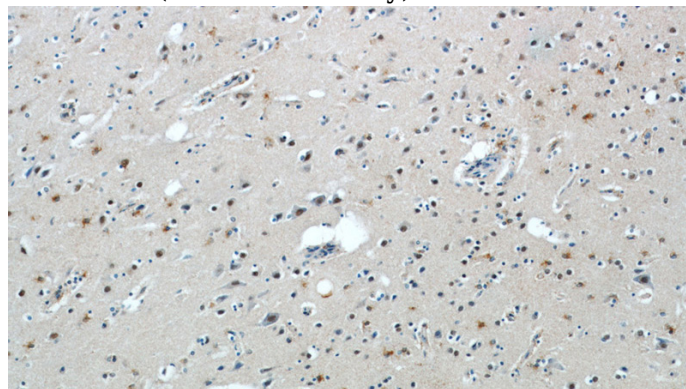
Applications

ELISA, WB, IHC

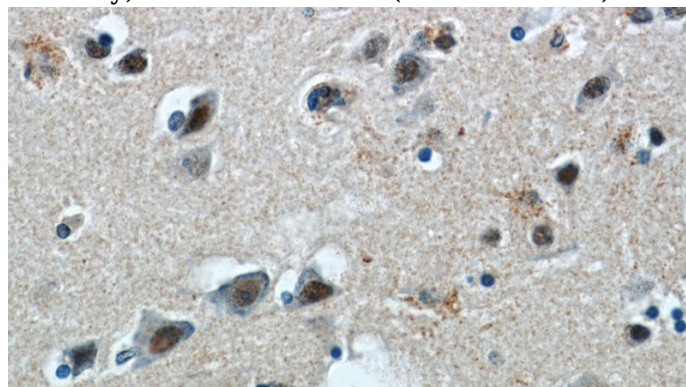
Dilutions



human brain tissue were subjected to SDS PAGE followed by western blot with Catalog No:108682(C1orf83 antibody) at dilution of 1:300



Immunohistochemical of paraffin-embedded human brain using Catalog No:108682(C1orf83 antibody) at dilution of 1:50 (under 10x lens)



Immunohistochemical of paraffin-embedded

C1orf83 antibody



Catalog Number: 108682

human brain using Catalog No:108682(C1orf83 antibody) at dilution of 1:50 (under 40x lens)