

# Pre-IL18 antibody



Catalog Number: 114182

## Product name

Pre-IL18 antibody

WB: 1:500-1:5000

IP: 1:500-1:5000

## Specificity

Human; other species not tested.

IHC: 1:20-1:200

IF: 1:10-1:100

## Antibody description

Pre-IL18 Rabbit Polyclonal antibody. Positive IP detected in HeLa cells. Positive WB detected in HeLa cells, Transfected HEK-293 cells. Positive IHC detected in human tonsillitis tissue, human colon cancer tissue. Positive IF detected in HeLa cells. Observed molecular weight by Western-blot: 18-24 kDa

## Preparation

This antibody was obtained by immunization of Pre-IL18 recombinant protein (Accession Number: NM\_001386420). Purification method: Antigen affinity purified.

## Formulation

PBS with 0.1% sodium azide and 50% glycerol pH 7.3.

## Storage

Store at -20°C. DO NOT ALIQUOT

## Clonality

Polyclonal

## Ig Type

Rabbit IgG


## Applications

ELISA, WB, IP, IHC, IF

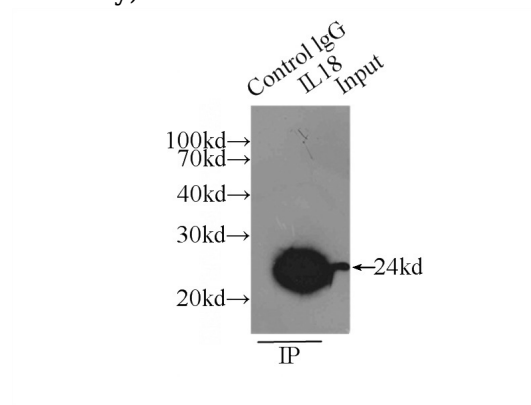
## Dilutions

Recommended Dilution:

## Validations



HeLa cells were subjected to SDS PAGE followed by western blot with Catalog No:114182(Pre-IL18 antibody) at dilution of 1:1000



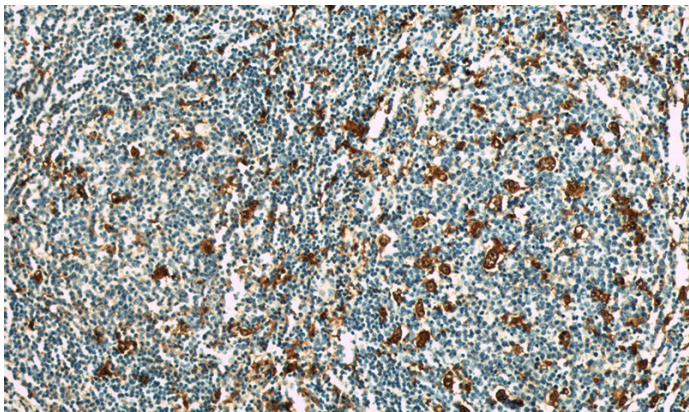
IP Result of anti-Pre-IL18 (IP:Catalog No:114182, 3ug; Detection:Catalog No:114182 1:1000) with HeLa cells lysate 5000ug.



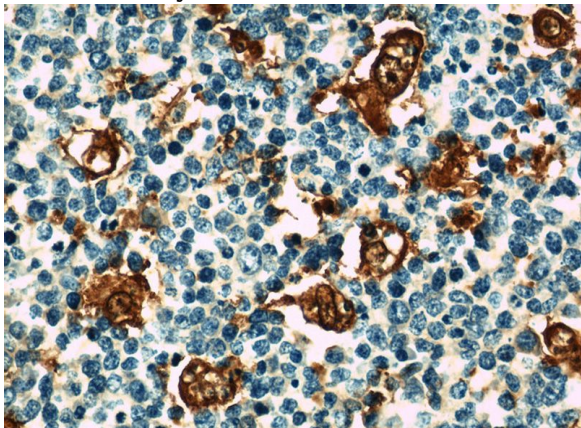
# Pre-IL18 antibody



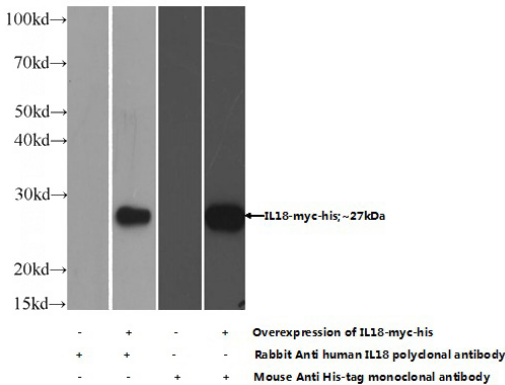
Catalog Number: 114182



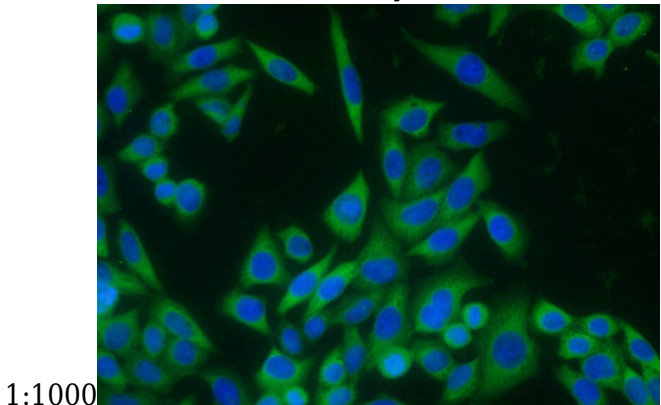
Immunohistochemical of paraffin-embedded human tonsillitis using Catalog No:114182(Pre-IL18 antibody) at dilution of 1:50 (under 10x lens)



Immunohistochemical of paraffin-embedded human tonsillitis using Catalog No:114182(Pre-IL18 antibody) at dilution of 1:50 (under 40x lens)



Transfected HEK-293 cells were subjected to SDS PAGE followed by western blot with Catalog No:114182(Pre-IL18 Antibody) at dilution of



Immunofluorescent analysis of HeLa cells using Catalog No:114182(Pre-IL18 Antibody) at dilution of 1:25 and Alexa Fluor 488-conjugated AffiniPure Goat Anti-Rabbit IgG(H+L)