

# TSSC4 antibody



Catalog Number: 116372

## Product name

TSSC4 antibody

## Immunogen

[Human TSSC4 Recombinant protein \(GST tag & His tag\)](#)

## Specificity

Human; other species not tested.

## Antibody description

TSSC4 Rabbit Polyclonal antibody. Positive IF detected in Hela cells. Positive IHC detected in human lung tissue. Positive WB detected in Transfected HEK-293 cells.

## Preparation

This antibody was obtained by immunization of TSSC4 recombinant protein (Accession Number: XM\_047426217). Purification method: Antigen affinity purified.

## Formulation

PBS with 0.02% sodium azide and 50% glycerol pH 7.3.

## Storage

Store at -20°C. DO NOT ALIQUOT

## Clonality

Polyclonal

## Ig Type

Rabbit IgG

## Applications

ELISA, IF, IHC, WB

## Dilutions

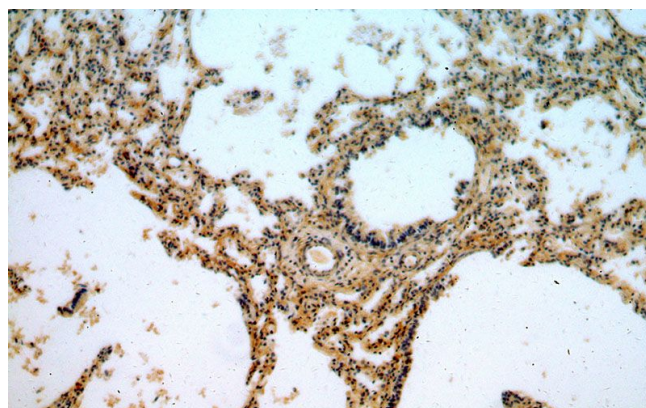
Recommended Dilution:

WB: 1:500-1:5000

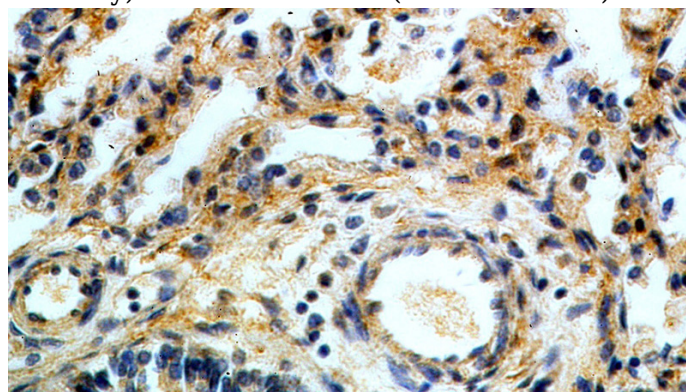
IHC: 1:20-1:200

IF: 1:10-1:100

## Validations



Immunohistochemical of paraffin-embedded human lung using Catalog No:116372(TSSC4 antibody) at dilution of 1:50 (under 10x lens)

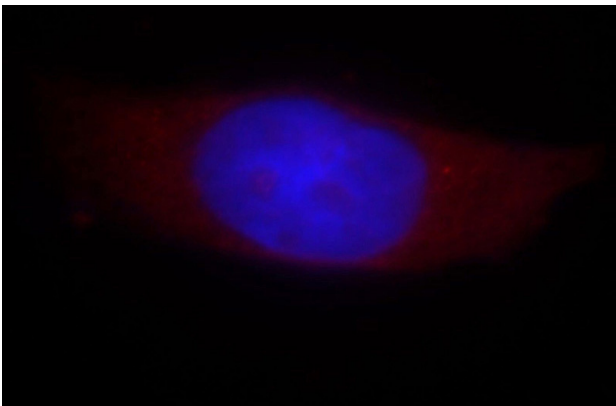


Immunohistochemical of paraffin-embedded human lung using Catalog No:116372(TSSC4 antibody) at dilution of 1:50 (under 40x lens)

# TSSC4 antibody

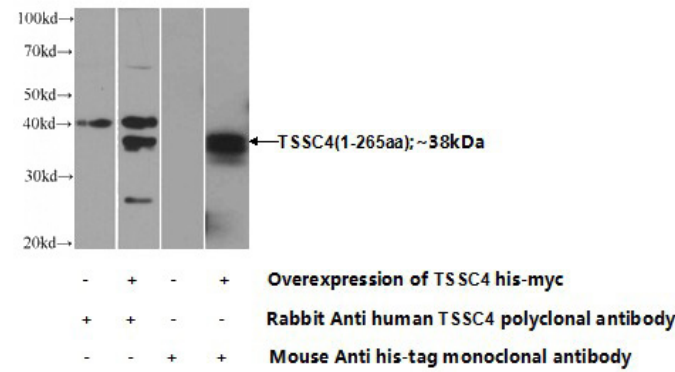


Catalog Number: 116372



Immunofluorescent analysis of HeLa cells, using TSSC4 antibody Catalog No:116372 at 1:25 dilution and Rhodamine-labeled goat anti-rabbit IgG (red). Blue pseudocolor = DAPI (fluorescent

DNA dye).



Transfected HEK-293 cells were subjected to SDS PAGE followed by western blot with Catalog No:116372(TSSC4 Antibody) at dilution of 1:1000