

PI3K p110(beta) antibody



Catalog Number: 113872

Product name

PI3K p110(beta) antibody

Specificity

Human; other species not tested.

Antibody description

PI3K p110(beta) Rabbit Polyclonal antibody. Positive IHC detected in human liver cancer tissue, human testis tissue. Positive WB detected in HeLa cells, HepG2 cells. Observed molecular weight by Western-blot: 110 kDa

Preparation

This antibody was obtained by immunization of PI3K p110(beta) recombinant protein (Accession Number: XM_047448308). Purification method: Antigen affinity purified.

Formulation

PBS with 0.02% sodium azide and 50% glycerol pH 7.3.

Storage

Store at -20°C. DO NOT ALIQUOT

Clonality

Polyclonal

Ig Type

Rabbit IgG

Applications

ELISA, WB, IHC


Dilutions

Recommended Dilution:

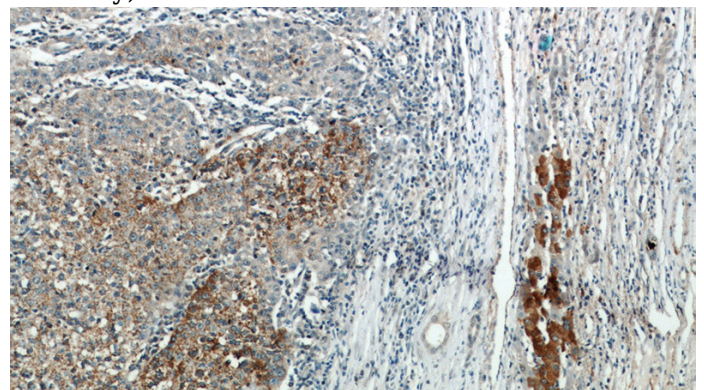
WB: 1:500-1:5000

IHC: 1:20-1:200

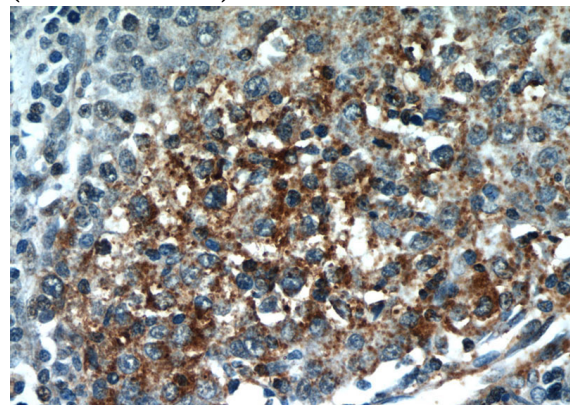
Validations



HeLa cells were subjected to SDS PAGE followed by western blot with Catalog No:113872(PIK3CB antibody) at dilution of 1:500



Immunohistochemical of paraffin-embedded human liver cancer using Catalog No:113872(PIK3CB antibody) at dilution of 1:50 (under 10x lens)



Immunohistochemical of paraffin-embedded human liver cancer using Catalog No:113872(PIK3CB antibody) at dilution of 1:50

PI3K p110(beta) antibody



Catalog Number: 113872

(under 40x lens)