

FAM117B antibody



Catalog Number: 110462

Product name

FAM117B antibody

Immunogen

[Human FAM117B Recombinant protein \(GST tag & His tag\)](#)

Specificity

Human; other species not tested.

Antibody description

FAM117B Rabbit Polyclonal antibody. Positive WB detected in HeLa cells, HEK-293 cells. Positive IP detected in HEK-293 cells. Positive IF detected in HepG2 cells. Positive IHC detected in human breast cancer tissue. Observed molecular weight by Western-blot: 66 kDa

Preparation

This antibody was obtained by immunization of FAM117B recombinant protein (Accession Number: BC106906). Purification method: Antigen affinity purified.

Formulation

PBS with 0.1% sodium azide and 50% glycerol pH 7.3.

Storage

Store at -20°C. DO NOT ALIQUOT

Clonality

Polyclonal

Ig Type

Rabbit IgG

Applications

ELISA, IHC, IF, WB, IP

Dilutions

Recommended Dilution:

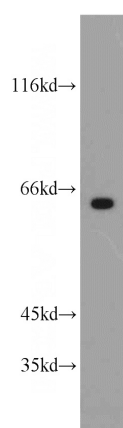
WB: 1:500-1:5000

IP: 1:200-1:2000

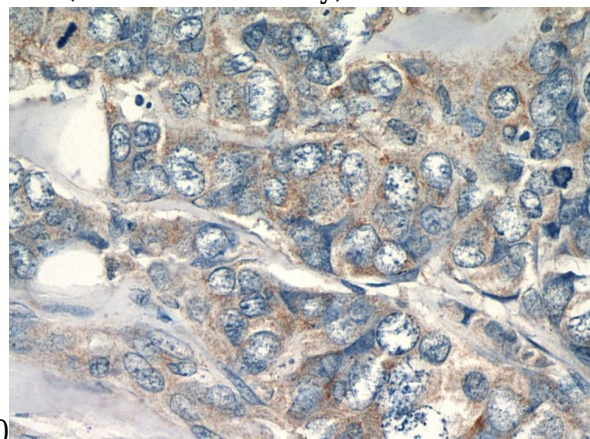
IHC: 1:20-1:200

IF: 1:10-1:100

Validations



HeLa cells were subjected to SDS PAGE followed by western blot with Catalog No:110462(FAM117B antibody) at dilution of

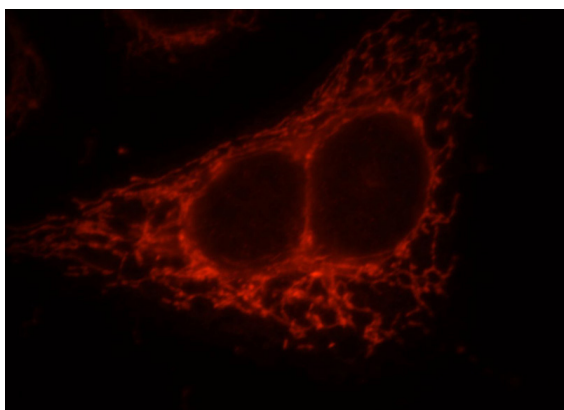


Immunohistochemical of paraffin-embedded human breast cancer using Catalog No:110462(FAM117B antibody) at dilution of 1:50 (under 40x lens)

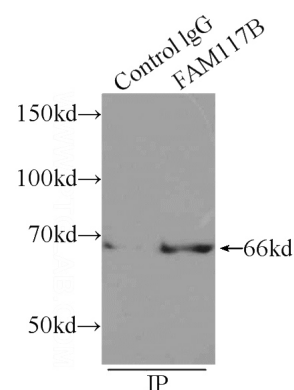
FAM117B antibody



Catalog Number: 110462



Immunofluorescent analysis of HepG2 cells, using FAM117B antibody Catalog No:110462 at 1:25 dilution and Rhodamine-labeled goat anti-rabbit



IgG (red).

IP Result of anti-FAM117B (IP:Catalog No:110462, 4ug; Detection:Catalog No:110462 1:500) with HEK-293 cells lysate 920ug.