

# Villin antibody



Catalog Number: 116752

## Product name

Villin antibody

## Immunogen

[Human VIL1 Recombinant protein \(GST tag & His tag\)](#)

## Specificity

Human, Mouse, Rat; other species not tested.

## Antibody description

Villin Rabbit Polyclonal antibody. Positive WB detected in mouse kidney tissue, mouse colon tissue, mouse liver tissue. Positive IP detected in mouse kidney tissue. Positive IF detected in COLO 320 cells. Positive IHC detected in human small intestine tissue, human colon cancer tissue. Observed molecular weight by Western-blot: 93 kDa

## Preparation

This antibody was obtained by immunization of Villin recombinant protein (Accession Number: BC017303). Purification method: Antigen affinity purified.

## Formulation

PBS with 0.02% sodium azide and 50% glycerol pH 7.3.

## Storage

Store at -20°C. DO NOT ALIQUOT

## Clonality

Polyclonal

## Ig Type

Rabbit IgG

## Applications

ELISA, IF, IP, WB, IHC

## Dilutions

Recommended Dilution:


WB: 1:1000-1:10000

IP: 1:200-1:1000

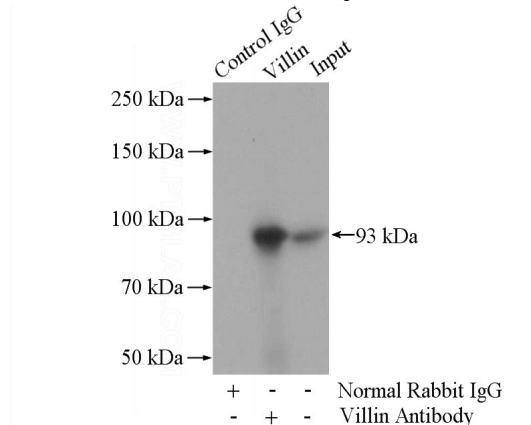
IHC: 1:20-1:200

IF: 1:20-1:200

## Validations



mouse kidney tissue were subjected to SDS PAGE followed by western blot with Catalog No:116752(VIL1 antibody) at dilution of 1:2000

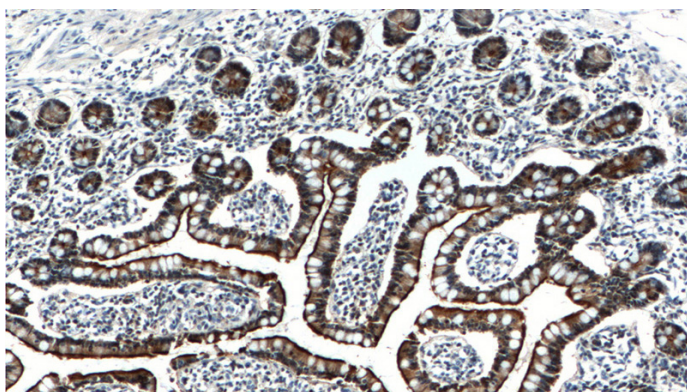


IP Result of anti-VIL1 (IP:Catalog No:116752, 4ug; Detection:Catalog No:116752 1:300) with mouse kidney tissue lysate 4000ug.

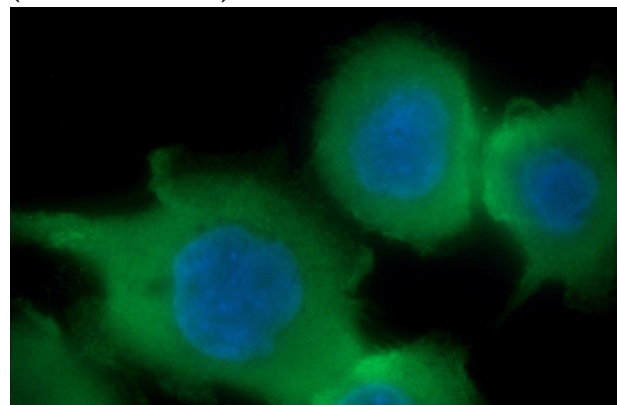
# Villin antibody

Catalog Number: 116752

---



Immunohistochemistry of paraffin-embedded human small intestine tissue slide using Catalog No:116752(VIL1 Antibody) at dilution of 1:2000 (under 40x lens).



Immunofluorescent analysis of COLO 320 cells using Catalog No:116752(VIL1 Antibody) at dilution of 1:50 and Alexa Fluor 488-conjugated AffiniPure Goat Anti-Rabbit IgG(H+L)

