

# Anti-PGBD5 antibody



Catalog Number: 176652

## Product name

Anti-PGBD5 antibody

## Specificity

Human, Mouse

## Antibody description

Mouse monoclonal antibody to PGBD5

## Preparation

This antigen of this antibody was peptide

## Formulation

Liquid, 1\*PBS (pH7.4), 0.2% BSA, 40% Glycerol.  
Preservative: 0.05% Sodium Azide.

## Storage

Store at +4°C after thawing. Aliquot store at -20°C or -80°C. Avoid repeated freeze / thaw cycles.

## Clonality

Monoclonal

## Ig Type

Mouse IgG1

## Applications

WB, ICC, IHC-P

## Dilutions

WB: 1:5,000-1:10,000

ICC: 1:100-1:500

IHC-P: 1:200

## Validations




Fig1: Western blot analysis on F9 cell lysates using anti-PGBD5 Mouse mAb (Cat. # 176652#).

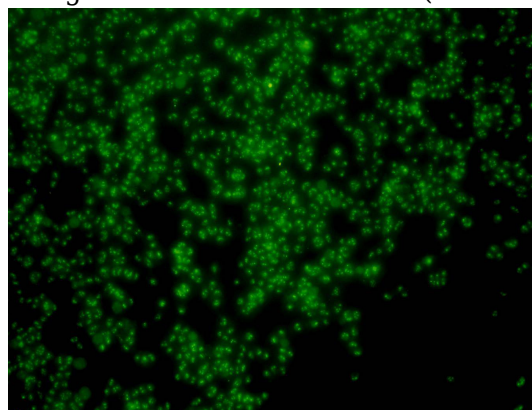


Fig2: Immunofluorescent staining of F9 cells using anti-PGBD5 Mouse mAb (Cat. # 176652#).

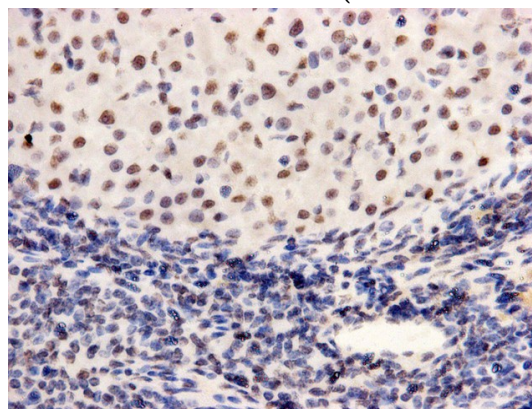


Fig3: Immunohistochemical analysis of paraffin-embedded human lung cancer tissue using anti-PGBD5 Mouse mAb (Cat. # 176652#).