

THEM4 antibody



Catalog Number: 116042

Product name

THEM4 antibody

Immunogen

[Human THEM4 Recombinant protein \(GST tag & His tag\)](#)

Specificity

Human, Mouse, Rat; other species not tested.

Antibody description

THEM4 Rabbit Polyclonal antibody. Positive WB detected in mouse brain tissue, HepG2 cells, mouse skeletal muscle tissue. Positive IP detected in mouse brain tissue. Positive IF detected in Hela cells. Positive IHC detected in human endometrial cancer tissue. Observed molecular weight by Western-blot: 26 kDa

Preparation

This antibody was obtained by immunization of THEM4 recombinant protein (Accession Number: NM_053055). Purification method: Antigen affinity purified.

Formulation

PBS with 0.02% sodium azide and 50% glycerol pH 7.3.

Storage

Store at -20°C. DO NOT ALIQUOT

Clonality

Polyclonal

Ig Type

Rabbit IgG

Applications

ELISA, WB, IHC, IF, IP

Dilutions

Recommended Dilution:


WB: 1:500-1:5000

IP: 1:200-1:2000

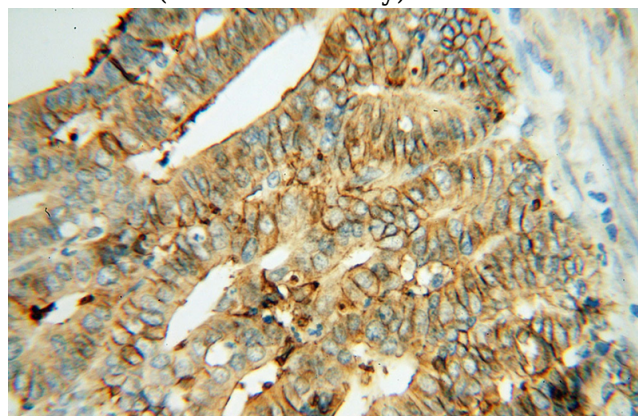
IHC: 1:20-1:200

IF: 1:20-1:200

Validations



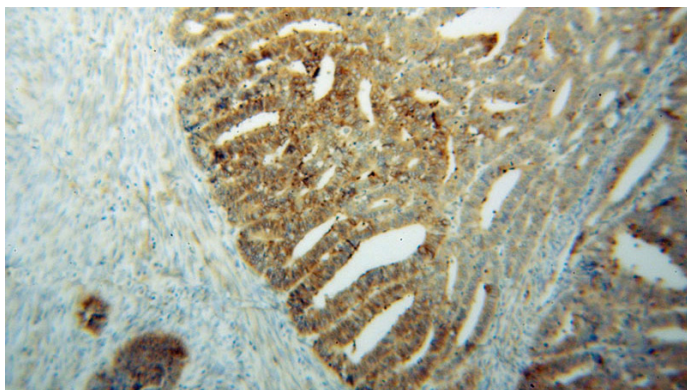
mouse brain tissue were subjected to SDS PAGE followed by western blot with Catalog No:116042(THEM4 antibody) at dilution of 1:500



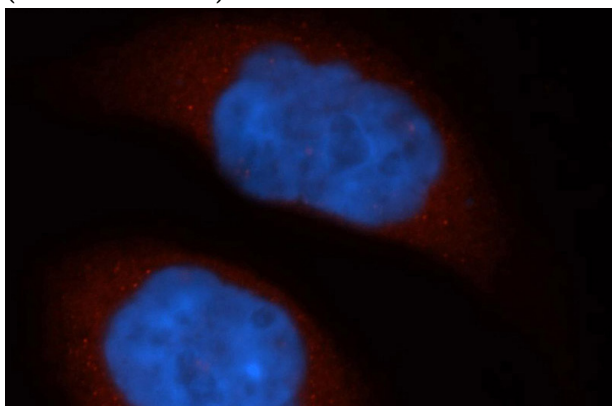
Immunohistochemical of paraffin-embedded human endometrial cancer using Catalog No:116042(THEM4 antibody) at dilution of 1:50 (under 40x lens)

THEM4 antibody

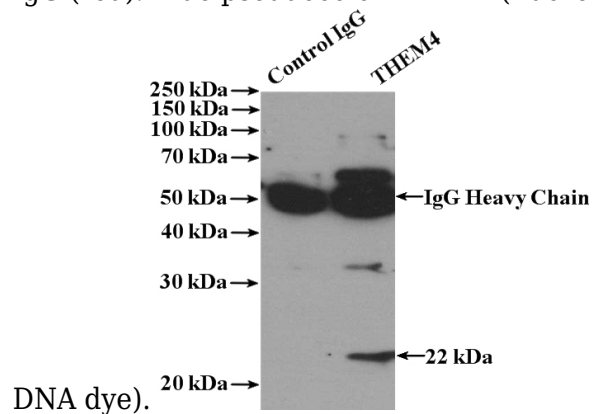
Catalog Number: 116042



Immunohistochemical of paraffin-embedded human endometrial cancer using Catalog No:116042(THEM4 antibody) at dilution of 1:50 (under 10x lens)



Immunofluorescent analysis of HeLa cells, using THEM4 antibody Catalog No:116042 at 1:50 dilution and Rhodamine-labeled goat anti-rabbit IgG (red). Blue pseudocolor = DAPI (fluorescent



IP Result of anti-THEM4 (IP:Catalog No:116042, 4ug; Detection:Catalog No:116042 1:500) with mouse brain tissue lysate 4000ug.