

FMR1 antibody



Catalog Number: 110732

Product name

FMR1 antibody

Immunogen

[Human FMR1 Recombinant protein \(GST tag & His tag\)](#)

Specificity

Human, Mouse, Rat; other species not tested.

Antibody description

FMR1 Rabbit Polyclonal antibody. Positive IP detected in HeLa cells. Positive WB detected in K-562 cells, HEK-293 cells, HeLa cells, Jurkat cells, mouse brain tissue, mouse thymus tissue. Positive IHC detected in human gliomas tissue. Positive IF detected in HepG2 cells, Hela cells. Observed molecular weight by Western-blot: 66-71kd

Preparation

This antibody was obtained by immunization of FMR1 recombinant protein (Accession Number: BC038998). Purification method: Antigen affinity purified.

Formulation

PBS with 0.02% sodium azide and 50% glycerol pH 7.3.

Storage

Store at -20°C. DO NOT ALIQUOT

Clonality

Polyclonal

Ig Type

Rabbit IgG

Applications

ELISA, WB, IHC, IF, IP

Dilutions

Recommended Dilution:


WB: 1:500-1:5000

IP: 1:500-1:5000

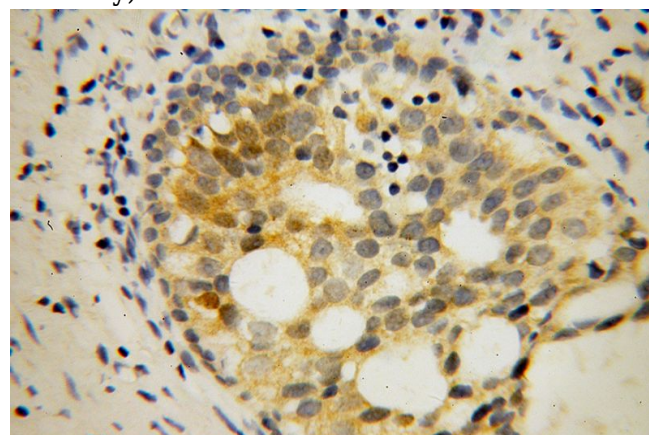
IHC: 1:20-1:200

IF: 1:10-1:100

Validations



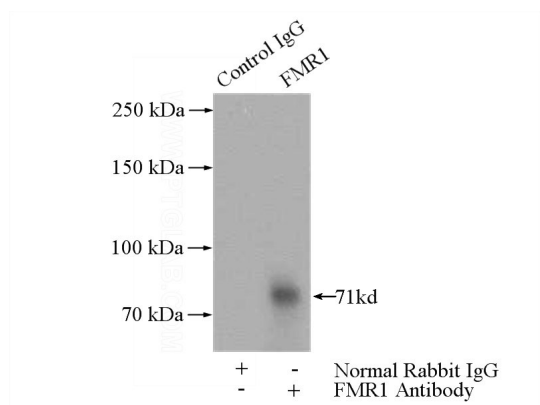
K-562 cells were subjected to SDS PAGE followed by western blot with Catalog No:110732(FMR1 antibody) at dilution of 1:500



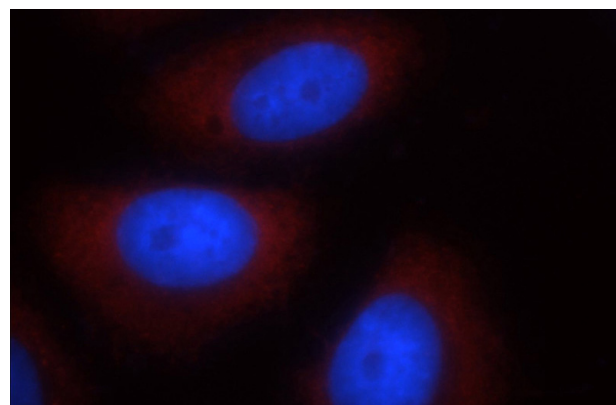
Immunohistochemical of paraffin-embedded human gliomas using Catalog No:110732(FMR1 antibody) at dilution of 1:100 (under 40x lens)

FMR1 antibody

Catalog Number: 110732



IP Result of anti-FMR1 (IP:Catalog No:110732, 4ug; Detection:Catalog No:110732 1:1000) with HeLa cells lysate 2800ug.



Immunofluorescent analysis of HepG2 cells using Catalog No:110732(FMR1 Antibody) at dilution of 1:25 and Rhodamine-Goat anti-Rabbit IgG