

# STK38 antibody

Catalog Number: 115722

## Product name

STK38 antibody

IP: 1:200-1:1000

IF: 1:20-1:200


## Specificity

Human; other species not tested.

## Validations

## Antibody description

STK38 Rabbit Polyclonal antibody. Positive IF detected in MCF-7 cells. Positive WB detected in MCF7 cells, HEK-293 cells, HeLa cells. Positive IP detected in MCF-7 cells. Observed molecular weight by Western-blot: 55 kDa



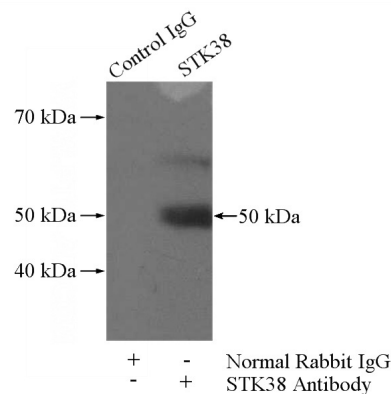
## Preparation

This antibody was obtained by immunization of STK38 recombinant protein (Accession Number: NM\_001305102). Purification method: Antigen affinity purified.

MCF7 cells were subjected to SDS PAGE followed by western blot with Catalog No:115722(STK38 antibody) at dilution of 1:500

## Formulation

PBS with 0.02% sodium azide and 50% glycerol pH 7.3.



## Storage

Store at -20°C. DO NOT ALIQUOT

IP Result of anti-STK38 (IP:Catalog No:115722, 4ug; Detection:Catalog No:115722 1:300) with MCF-7 cells lysate 800ug.

## Clonality

Polyclonal

## Ig Type

Rabbit IgG

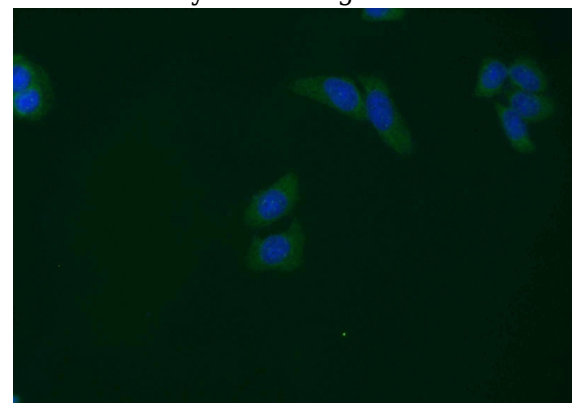
## Applications

ELISA, WB, IF, IP

## Dilutions

Recommended Dilution:

WB: 1:200-1:2000



Immunofluorescent analysis of MCF-7 cells using Catalog No:115722(STK38 Antibody) at dilution of

# STK38 antibody



Catalog Number: 115722

---

1:50 and Alexa Fluor 488-conjugated AffiniPure

Goat Anti-Rabbit IgG(H+L)