

# CD42b antibody



Catalog Number: 109122

## Product name

CD42b antibody

## Immunogen

[Human GP1BA Recombinant protein \(GST tag & His tag\)](#)

## Specificity

Human; other species not tested.

## Antibody description

CD42b Rabbit Polyclonal antibody. Positive WB detected in A431 cells, Jurkat cells, SH-SY5Y cells. Positive IP detected in A431 cells. Positive IHC detected in human spleen tissue. Observed molecular weight by Western-blot: 80-85 kDa, 145 kDa

## Preparation

This antibody was obtained by immunization of CD42b recombinant protein (Accession Number: BC027955). Purification method: Antigen affinity purified.

## Formulation

PBS with 0.02% sodium azide and 50% glycerol pH 7.3.

## Storage

Store at -20°C. DO NOT ALIQUOT

## Clonality

Polyclonal

## Ig Type

Rabbit IgG

## Applications

ELISA, WB, IHC, IP

## Dilutions


Recommended Dilution:

WB: 1:200-1:2000

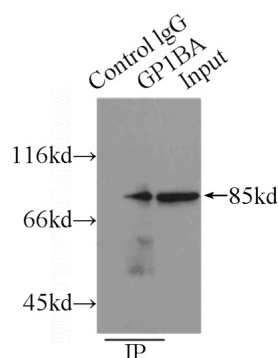
IP: 1:200-1:2000

IHC: 1:20-1:200

## Validations



A431 cells were subjected to SDS PAGE followed by western blot with Catalog No:109122(GP1BA antibody) at dilution of 1:500

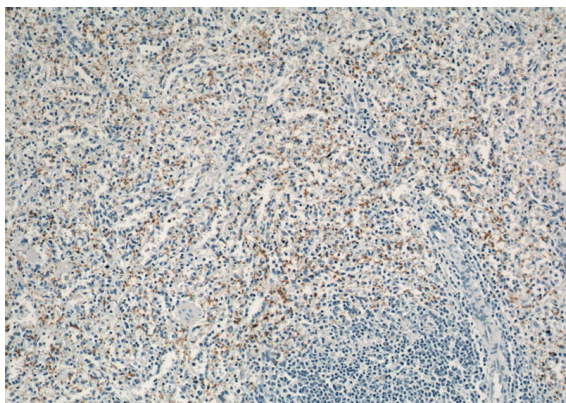


IP Result of anti-GP1BA (IP:Catalog No:109122, 3ug; Detection:Catalog No:109122 1:500) with A431 cells lysate 3000ug.

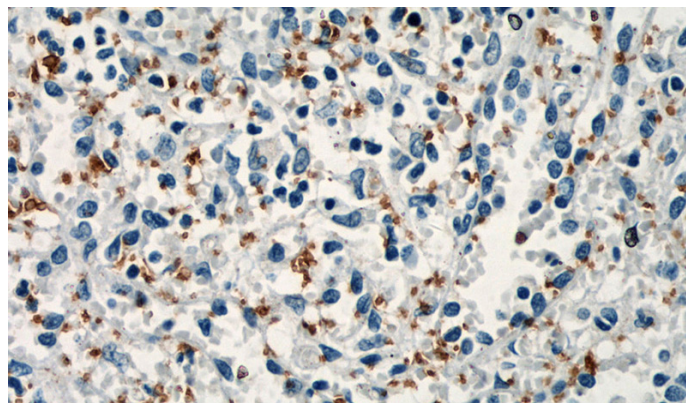
# CD42b antibody

Catalog Number: 109122

---



Immunohistochemical of paraffin-embedded human spleen using Catalog No:109122(GP1BA antibody) at dilution of 1:50 (under 10x lens)



Immunohistochemical of paraffin-embedded human spleen using Catalog No:109122(GP1BA antibody) at dilution of 1:50 (under 40x lens)