

# AMOT antibody



Catalog Number: 107122

## Product name

AMOT antibody

## Specificity

Human; other species not tested.

## Antibody description

AMOT Mouse Monoclonal antibody. Positive WB detected in SGC-7901 cells. Positive IHC detected in human placenta tissue, human skeletal muscle tissue. Observed molecular weight by Western-blot: 130 kDa

## Preparation

This antibody was obtained by immunization of peptide (Accession Number: NM\_001113490). Purification method: Protein A purified.

## Formulation

PBS with 0.1% sodium azide and 50% glycerol pH 7.3.

## Storage

Store at -20°C. DO NOT ALIQUOT

## Clonality

Monoclonal

## Ig Type

Mouse IgG2b

## Applications

ELISA, IHC, WB

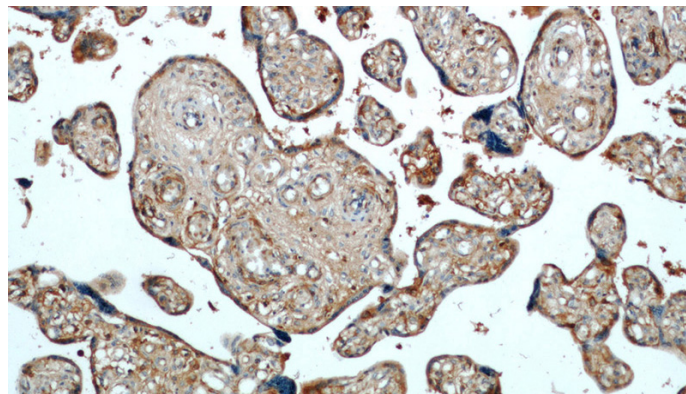
## Dilutions

Recommended Dilution:

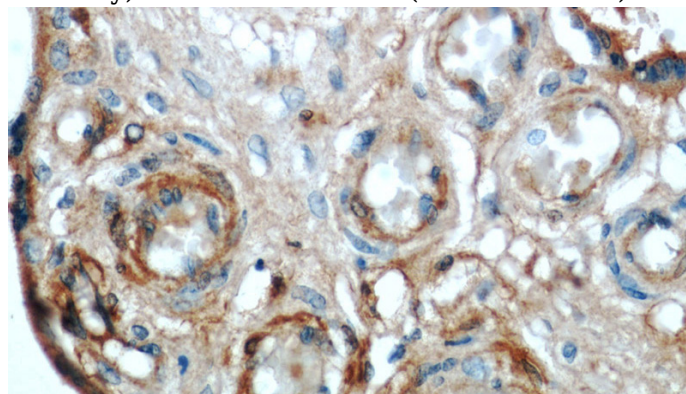
WB: 1:1000-1:10000

IHC: 1:20-1:200


## Validations



Immunohistochemical of paraffin-embedded human placenta using Catalog No:107582(AMOT antibody) at dilution of 1:100 (under 10x lens)



Immunohistochemical of paraffin-embedded human placenta using Catalog No:107582(AMOT antibody) at dilution of 1:100 (under 40x lens)



SGC-7901 cells were subjected to SDS PAGE followed by western blot with Catalog No:107582(AMOT Antibody) at dilution of 1:2000