

FAM98B antibody



Catalog Number: 110512

Product name

FAM98B antibody

Immunogen

[Human FAM98B Recombinant protein \(GST tag & His tag\)](#)

Specificity

Human, Mouse; other species not tested.

Antibody description

FAM98B Rabbit Polyclonal antibody. Positive IF detected in HepG2 cells. Positive IHC detected in human breast cancer tissue. Positive WB detected in Raji cells, HepG2 cells, mouse ovary tissue. Observed molecular weight by Western-blot: 45-48 kDa

Preparation

This antibody was obtained by immunization of FAM98B recombinant protein (Accession Number: NM_001042429). Purification method: Antigen affinity purified.

Formulation

PBS with 0.02% sodium azide and 50% glycerol pH 7.3.

Storage

Store at -20°C. DO NOT ALIQUOT

Clonality

Polyclonal

Ig Type

Rabbit IgG

Applications

ELISA, WB, IHC, IF

Dilutions


Recommended Dilution:

WB: 1:500-1:5000

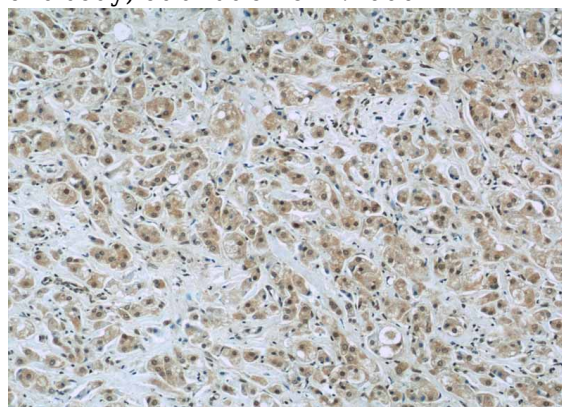
IHC: 1:20-1:200

IF: 1:50-1:500

Validations



Raji cells were subjected to SDS PAGE followed by western blot with Catalog No:110512(FAM98B antibody) at dilution of 1:1000

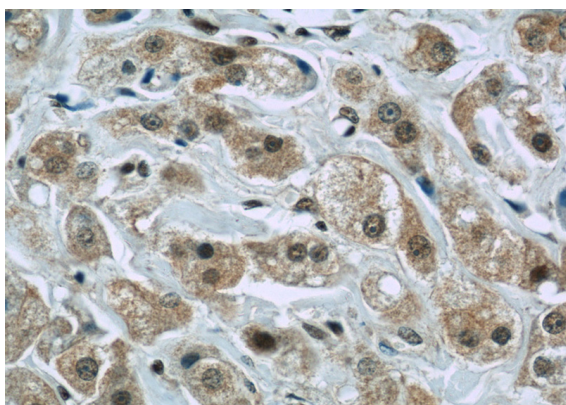


Immunohistochemistry of paraffin-embedded human breast cancer slide using Catalog No:110512(FAM98B Antibody) at dilution of 1:50

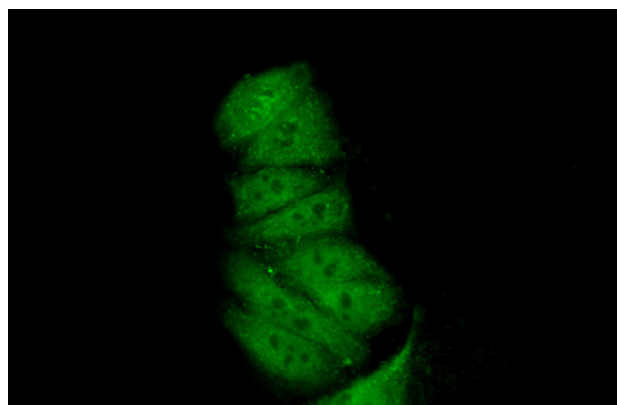
FAM98B antibody



Catalog Number: 110512



Immunohistochemistry of paraffin-embedded human breast cancer slide using Catalog No:110512(FAM98B Antibody) at dilution of 1:50



Immunofluorescent analysis of (10% Formaldehyde) fixed HepG2 cells using Catalog No:110512(FAM98B Antibody) at dilution of 1:50 and Alexa Fluor 488-conjugated AffiniPure Goat Anti-Rabbit IgG(H+L)