

AOAH antibody



Catalog Number: 108112

Product name

AOAH antibody

Immunogen

[Human AOAH Recombinant protein \(GST tag & His tag\)](#)

Specificity

Human, Mouse, Rat; other species not tested.

Antibody description

AOAH Rabbit Polyclonal antibody. Positive WB detected in mouse colon tissue, mouse spleen tissue. Positive IHC detected in human colon tissue, human pancreas tissue. Observed molecular weight by Western-blot: 65 kDa

Preparation

This antibody was obtained by immunization of AOAH recombinant protein (Accession Number: NM_001637). Purification method: Antigen affinity purified.

Formulation

PBS with 0.1% sodium azide and 50% glycerol pH 7.3.

Storage

Store at -20°C. DO NOT ALIQUOT

Clonality

Polyclonal

Ig Type

Rabbit IgG

Applications

ELISA, WB, IHC


Dilutions

Recommended Dilution:

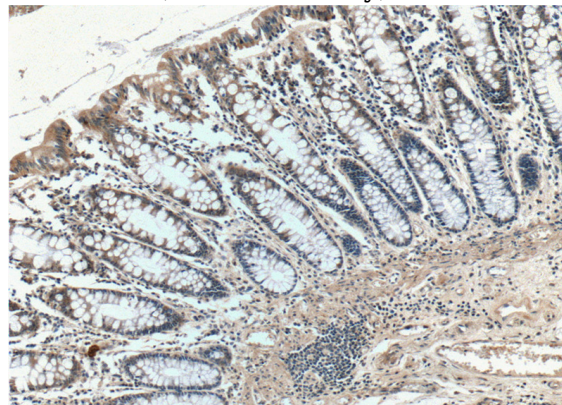
WB: 1:200-1:2000

IHC: 1:20-1:200

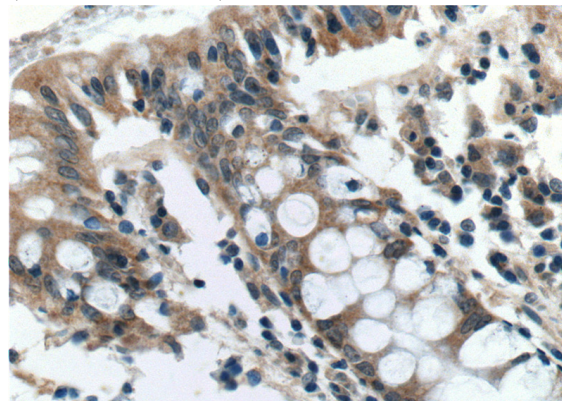
Validations



mouse colon tissue were subjected to SDS PAGE followed by western blot with Catalog No:108112(AOAH Antibody) at dilution of 1:600



Immunohistochemistry of paraffin-embedded human colon tissue slide using Catalog No:108112(AOAH Antibody) at dilution of 1:50 (under 10x lens)



AOAH antibody



Catalog Number: 108112

Immunohistochemistry of paraffin-embedded human colon tissue slide using Catalog

No:108112(AOAH Antibody) at dilution of 1:50 (under 40x lens)