

PIK3C2B antibody



Catalog Number: 113902

Product name

PIK3C2B antibody

Recommended Dilution:

WB: 1:200-1:2000

Immunogen

[Human PIK3C2B Recombinant protein \(GST tag & His tag\)](#)

IP: 1:200-1:2000

IF: 1:10-1:100

Specificity

Human; other species not tested.

Antibody description

PIK3C2B Rabbit Polyclonal antibody. Positive IP detected in HeLa cells. Positive WB detected in HeLa cells. Positive IF detected in HeLa cells. Observed molecular weight by Western-blot: 160-185 kDa

Preparation

This antibody was obtained by immunization of PIK3C2B recombinant protein (Accession Number: XM_011509631). Purification method: Antigen affinity purified.

Formulation

PBS with 0.1% sodium azide and 50% glycerol pH 7.3.

Storage

Store at -20°C. DO NOT ALIQUOT

Clonality

Polyclonal

Ig Type


Rabbit IgG

Applications

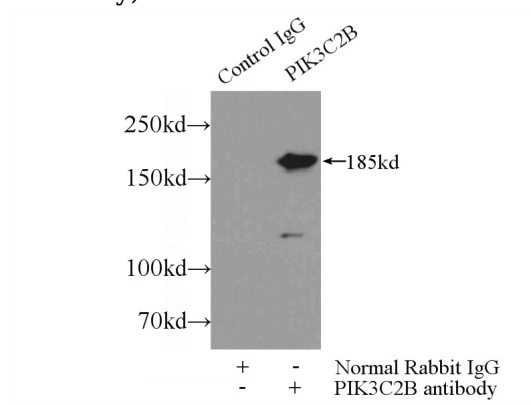
ELISA, WB, IP, IF

Dilutions

Validations



HeLa cells were subjected to SDS PAGE followed by western blot with Catalog No:113902(PIK3C2B Antibody) at dilution of 1:600

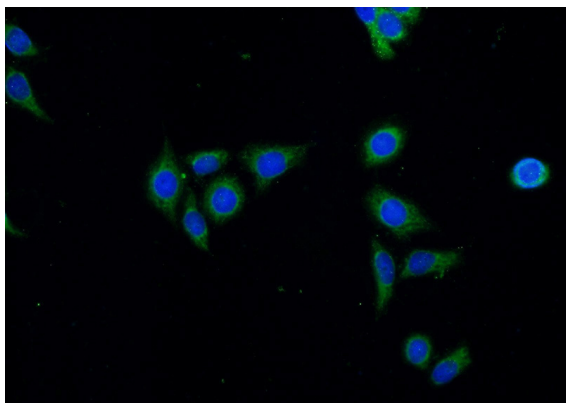


IP Result of anti-PIK3C2B (IP:Catalog No:113902, 5ug; Detection:Catalog No:113902 1:800) with HeLa cells lysate 2500ug.

PIK3C2B antibody



Catalog Number: 113902



Immunofluorescent analysis of (-20oc Ethanol)
fixed HeLa cells using Catalog
No:113902(PIK3C2B Antibody) at dilution of 1:25
and Alexa Fluor 488-conjugated AffiniPure Goat
Anti-Rabbit IgG(H+L)