

CYB5R3 antibody



Catalog Number: 107189

Product name

CYB5R3 antibody

Immunogen

[Human CYB5R3 Recombinant protein \(His tag\)](#)

Specificity

Human; other species not tested.

Antibody description

CYB5R3 Mouse Monoclonal antibody. Positive WB detected in Human heart, HeLa cells, HepG2 cells, human blood tissue, human heart tissue, L02 cells. Positive IF detected in HepG2 cells. Positive IHC detected in human liver tissue, human placenta tissue. Observed molecular weight by Western-blot: 33 kDa

Preparation

This antibody was obtained by immunization of CYB5R3 recombinant protein (Accession Number: NM_000398). Purification method: Protein A purified.

Formulation

PBS with 0.02% sodium azide and 50% glycerol pH 7.3.

Storage

Store at -20°C. DO NOT ALIQUOT

Clonality

Monoclonal

Ig Type

Mouse IgG2b

Applications

ELISA, WB, IHC, IF

Dilutions


Recommended Dilution:

WB: 1:500-1:5000

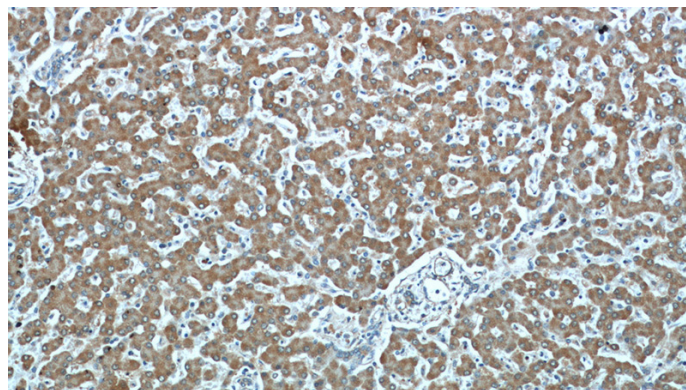
IHC: 1:20-1:200

IF: 1:50-1:500

Validations



human heart tissue were subjected to SDS PAGE followed by western blot with Catalog No:107189(CYB5R3 antibody) at dilution of 1:1000

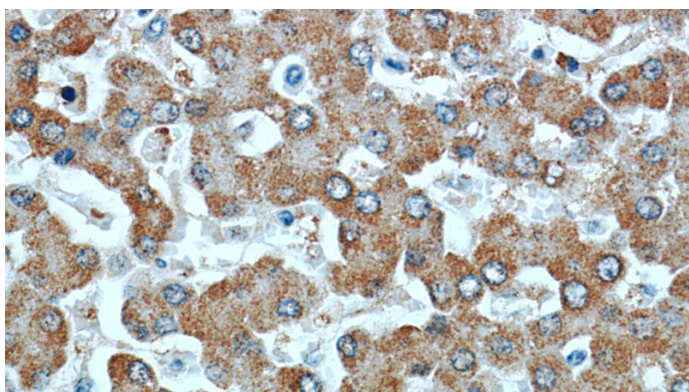


Immunohistochemical of paraffin-embedded human liver using Catalog No:107189(CYB5R3 antibody) at dilution of 1:50 (under 10x lens)

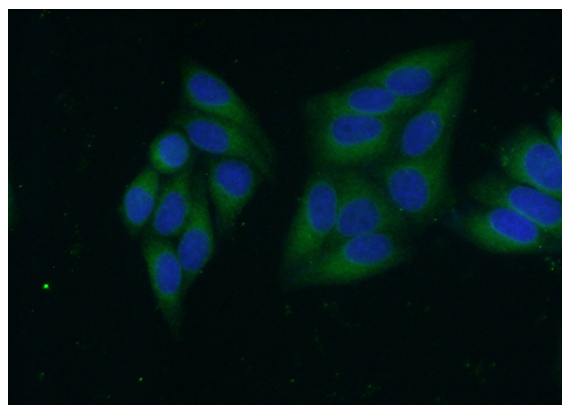
CYB5R3 antibody



Catalog Number: 107189



Immunohistochemical of paraffin-embedded human liver using Catalog No:107189(CYB5R3 antibody) at dilution of 1:50 (under 40x lens)



Immunofluorescent analysis of (10% Formaldehyde) fixed HepG2 cells using Catalog No:107189(CYB5R3 Antibody) at dilution of 1:100 and Alexa Fluor 488-conjugated AffiniPure Goat Anti-Mouse IgG(H+L)