

CCDC53 antibody



Catalog Number: 108979

Product name

CCDC53 antibody

Specificity

Human, Mouse; other species not tested.

Antibody description

CCDC53 Rabbit Polyclonal antibody. Positive WB detected in Transfected HEK-293 cells. Positive IHC detected in human liver tissue, human breast cancer tissue.

Preparation

This antibody was obtained by immunization of CCDC53 recombinant protein (Accession Number: NM_016053). Purification method: Antigen affinity purified.

Formulation

PBS with 0.1% sodium azide and 50% glycerol pH 7.3.

Storage

Store at -20°C. DO NOT ALIQUOT

Clonality

Polyclonal

Ig Type

Rabbit IgG

Applications

ELISA, WB, IHC

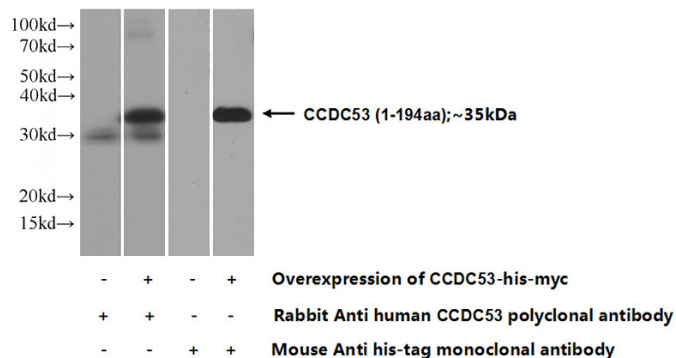
Dilutions

Recommended Dilution:

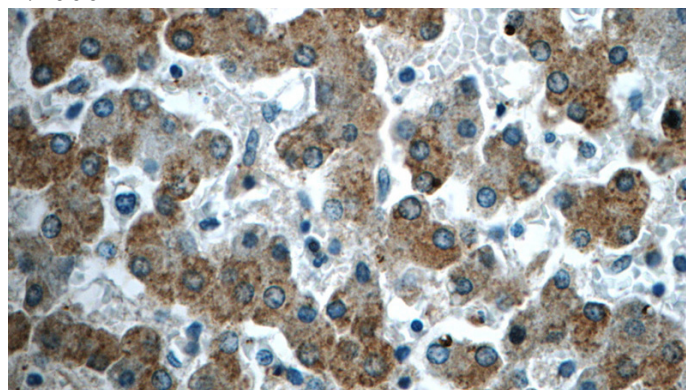
WB: 1:500-1:5000

IHC: 1:20-1:200

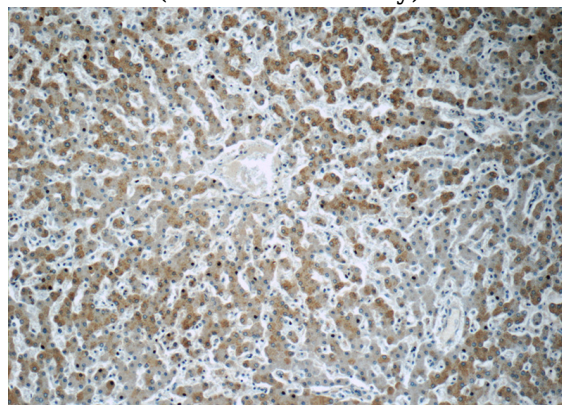
Validations



Transfected HEK-293 cells were subjected to SDS PAGE followed by western blot with Catalog No:108979(CCDC53 Antibody) at dilution of 1:1000



Immunohistochemistry of paraffin-embedded human liver slide using Catalog No:108979(CCDC53 Antibody) at dilution of 1:50



Immunohistochemistry of paraffin-embedded human liver slide using Catalog No:108979(CCDC53 Antibody) at dilution of 1:50