

Caspase 8/p18 antibody



Catalog Number: 108879

Product name

Caspase 8/p18 antibody

Immunogen

[Human Caspase 8 Recombinant protein \(GST tag & His tag\)](#)

Specificity

Human, Mouse; other species not tested.

Antibody description

Caspase 8/p18 Rabbit Polyclonal antibody. Positive IF detected in HepG2 cells. Positive IHC detected in human lymphoma tissue, human colon tissue. Positive IP detected in HeLa cells. Positive WB detected in HepG2 cells, HeLa cells, Raji cells, RAW264.7 cells, UV treated Hela cells. Observed molecular weight by Western-blot: 50-55 kDa, 25-32 kDa

Preparation

This antibody was obtained by immunization of Caspase 8/p18 recombinant protein (Accession Number: BC028223). Purification method: Antigen affinity purified.

Formulation

PBS with 0.02% sodium azide and 50% glycerol pH 7.3.

Storage

Store at -20°C. DO NOT ALIQUOT

Clonality

Polyclonal

Ig Type

Rabbit IgG

Applications

ELISA, WB, IHC, IP, IF

Dilutions

Recommended Dilution:


WB: 1:200-1:2000

IP: 1:200-1:2000

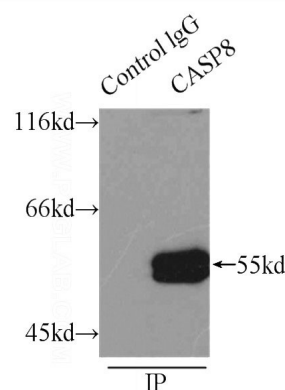
IHC: 1:20-1:200

IF: 1:10-1:100

Validations




HepG2 cells were subjected to SDS PAGE followed by western blot with Catalog No:108879(CASP8 antibody) at dilution of 1:1000



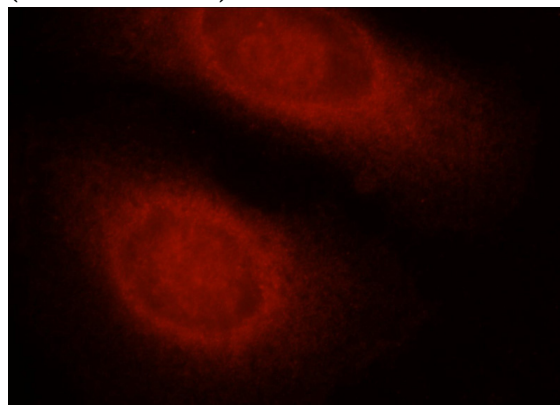
IP Result of anti-CASP8 (IP:Catalog No:108879, 3ug; Detection:Catalog No:108879 1:500) with HeLa cells lysate 2500ug.

Caspase 8/p18 antibody

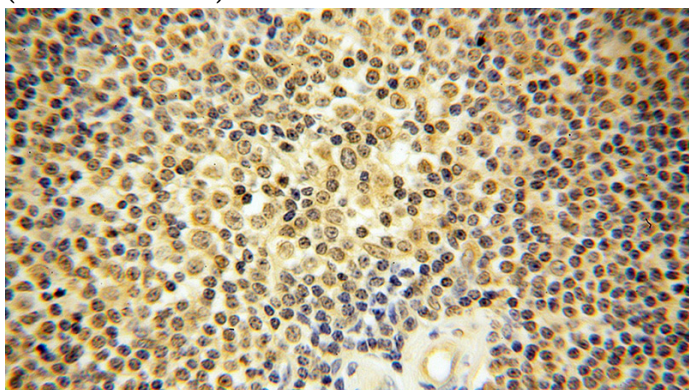
Catalog Number: 108879



Immunohistochemical of paraffin-embedded human lymphoma using Catalog No:108879(CASP8 antibody) at dilution of 1:50 (under 40x lens)



Immunofluorescent analysis of HepG2 cells using Catalog No:108879(Caspase 8 Antibody) at dilution of 1:25 and Rhodamine-Goat anti-Rabbit IgG



Immunohistochemical of paraffin-embedded human lymphoma using Catalog No:108879(CASP8 antibody) at dilution of 1:50 (under 10x lens)