

# SNX27 antibody



Catalog Number: 115479

## Product name

SNX27 antibody

## Specificity

Human, Mouse, Rat; other species not tested.

## Antibody description

SNX27 Rabbit Polyclonal antibody. Positive WB detected in Jurkat cells. Positive IHC detected in human cervical cancer tissue, human tonsillitis tissue. Observed molecular weight by Western-blot: 52-60kd

## Preparation

This antibody was obtained by immunization of SNX27 recombinant protein (Accession Number: BC012184). Purification method: Antigen affinity purified.

## Formulation

PBS with 0.02% sodium azide and 50% glycerol pH 7.3.

## Storage

Store at -20°C. DO NOT ALIQUOT

## Clonality

Polyclonal

## Ig Type

Rabbit IgG

## Applications

ELISA, WB, IHC


## Dilutions

Recommended Dilution:

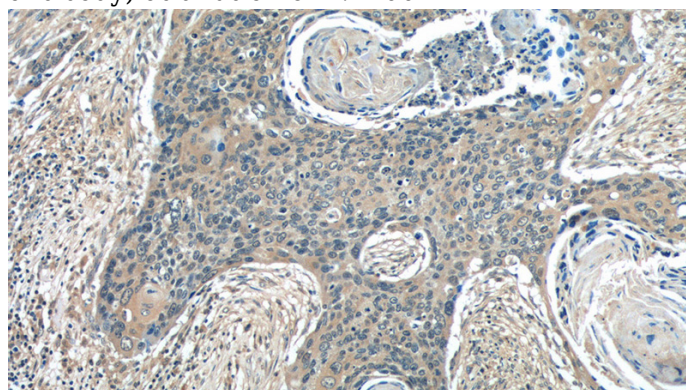
WB: 1:500-1:5000

IHC: 1:20-1:200

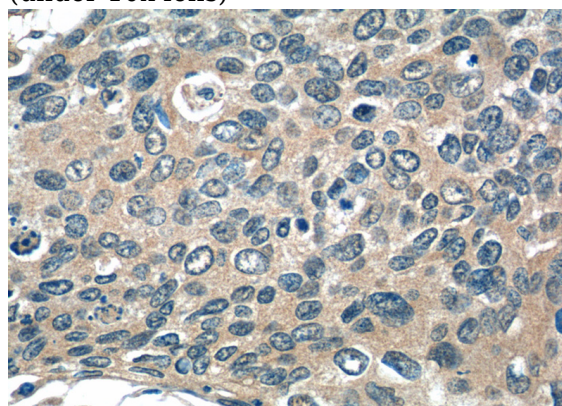
## Validations



Jurkat cells were subjected to SDS PAGE followed by western blot with Catalog No:115479(SNX27 antibody) at dilution of 1:1200



Immunohistochemistry of paraffin-embedded human cervical cancer tissue slide using Catalog No:115479(SNX27 Antibody) at dilution of 1:50 (under 10x lens)



Immunohistochemistry of paraffin-embedded human cervical cancer tissue slide using Catalog No:115479(SNX27 Antibody) at dilution of 1:50

# SNX27 antibody



Catalog Number: 115479

---

(under 40x lens)