

# HSPA2 antibody



Catalog Number: 107269

## Product name

HSPA2 antibody

## Immunogen

[Human HSPA2 Recombinant protein \(His tag\)](#)

## Specificity

Human, Rat, Mouse; other species not tested.

## Antibody description

HSPA2 Mouse Monoclonal antibody. Positive IF detected in HeLa cells. Positive IHC detected in human testis tissue. Positive WB detected in NIH/3T3 cells, HeLa cells, ROS1728 cells. Observed molecular weight by Western-blot: 70 kDa

## Preparation

This antibody was obtained by immunization of HSPA2 recombinant protein (Accession Number: NM\_021979). Purification method: Protein G purified.

## Formulation

PBS with 0.02% sodium azide and 50% glycerol pH 7.3.

## Storage

Store at -20°C. DO NOT ALIQUOT

## Clonality

Monoclonal

## Ig Type

Mouse IgG1

## Applications

ELISA, WB, IF, IHC

## Dilutions


Recommended Dilution:

WB: 1:5000-1:50000

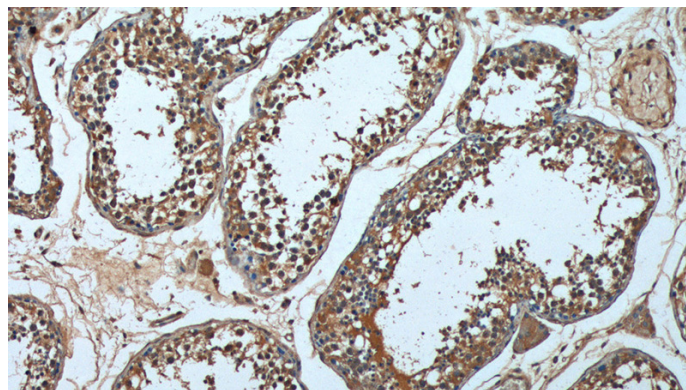
IHC: 1:20-1:200

IF: 1:20-1:200

## Validations



NIH/3T3 cells were subjected to SDS PAGE followed by western blot with Catalog No:107269(HSPA2 Antibody) at dilution of 1:10000

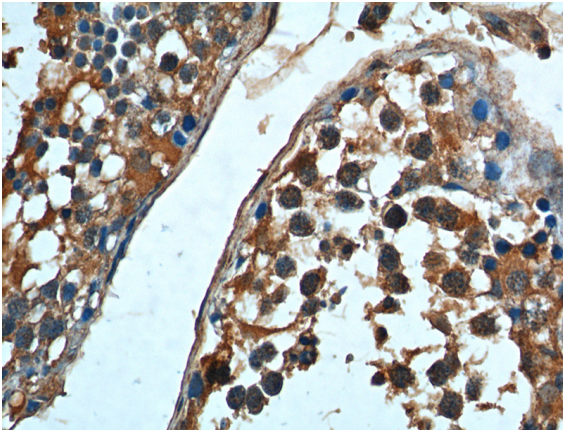


Immunohistochemistry of paraffin-embedded human testis tissue slide using Catalog No:107269(HSPA2 Antibody) at dilution of 1:200 (under 10x lens).

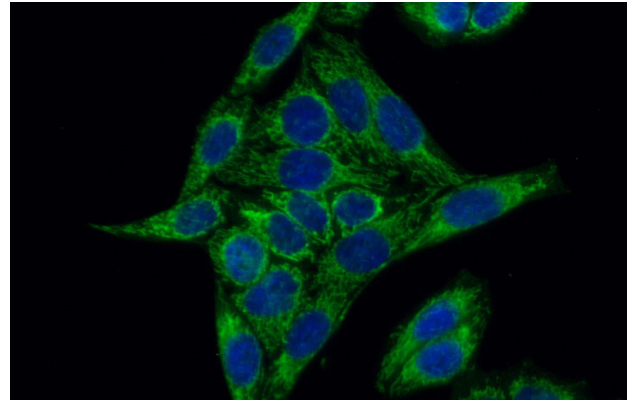
# HSPA2 antibody

Catalog Number: 107269

---



Immunohistochemistry of paraffin-embedded human testis tissue slide using Catalog No:107269(HSPA2 Antibody) at dilution of 1:200 (under 40x lens).



Immunofluorescent analysis of (10% Formaldehyde) fixed HeLa cells using Catalog No:107269(HSPA2 Antibody) at dilution of 1:100 and Alexa Fluor 488-conjugated AffiniPure Goat Anti-Mouse IgG(H+L)