

# PTGER4 antibody



Catalog Number: 114269

## Product name

PTGER4 antibody

IHC: 1:50-1:500

## Specificity

Human, Mouse, Rat; other species not tested.

## Antibody description

PTGER4 Rabbit Polyclonal antibody. Positive WB detected in rat brain tissue, HL-60 cells, mouse brain tissue. Positive IHC detected in human prostate hyperplasia tissue. Observed molecular weight by Western-blot: 53 kDa

## Preparation

This antibody was obtained by immunization of PTGER4 recombinant protein (Accession Number: NM\_000958). Purification method: Antigen affinity purified.

## Formulation

PBS with 0.1% sodium azide and 50% glycerol pH 7.3.

## Storage

Store at -20°C. DO NOT ALIQUOT

## Clonality

Polyclonal

## Ig Type

Rabbit IgG

## Applications

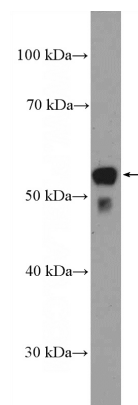
ELISA, WB, IHC

## Dilutions

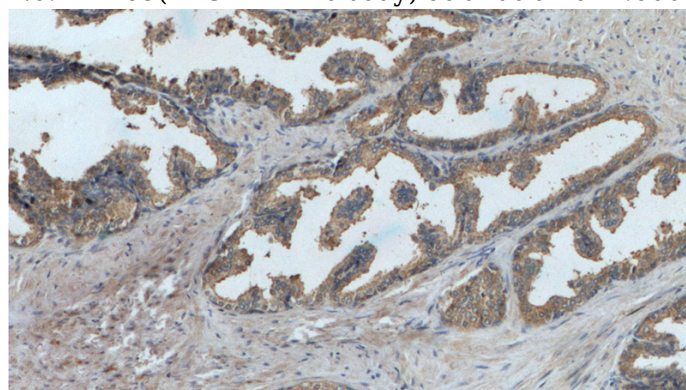
Recommended Dilution:

WB: 1:200-1:2000

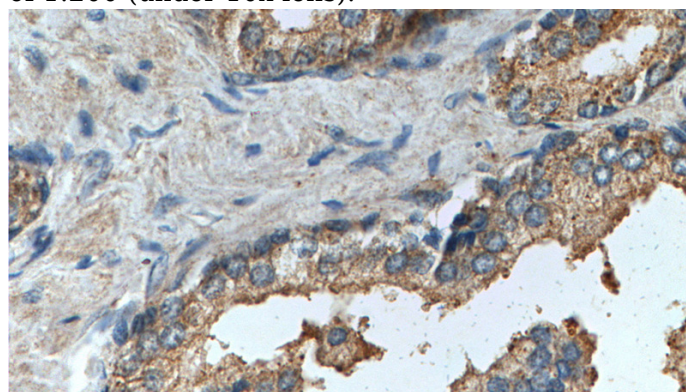
## Validations



rat brain tissue were subjected to SDS PAGE followed by western blot with Catalog No:114269(PTGER4 Antibody) at dilution of 1:600



Immunohistochemistry of paraffin-embedded human prostate hyperplasia tissue slide using Catalog No:114269(PTGER4 Antibody) at dilution of 1:200 (under 10x lens).



Immunohistochemistry of paraffin-embedded human prostate hyperplasia tissue slide using Catalog No:114269(PTGER4 Antibody) at dilution

# PTGER4 antibody



Catalog Number: 114269

---

of 1:200 (under 40x lens).