

# TACC3 antibody



Catalog Number: 115969

## Product name

TACC3 antibody

## Immunogen

[Human TACC3 Recombinant protein \(GST tag & His tag\)](#)

## Specificity

Human; other species not tested.

## Antibody description

TACC3 Rabbit Polyclonal antibody. Positive IHC detected in human cervical cancer tissue, human testis tissue. Positive IF detected in HepG2 cells. Positive WB detected in HeLa cells, SKOV-3 cells. Observed molecular weight by Western-blot: 130 kDa

## Preparation

This antibody was obtained by immunization of TACC3 recombinant protein (Accession Number: NM\_006342). Purification method: Antigen affinity purified.

## Formulation

PBS with 0.1% sodium azide and 50% glycerol pH 7.3.

## Storage

Store at -20°C. DO NOT ALIQUOT

## Clonality

Polyclonal

## Ig Type

Rabbit IgG

## Applications

ELISA, WB, IHC, IF

## Dilutions


Recommended Dilution:

WB: 1:200-1:2000

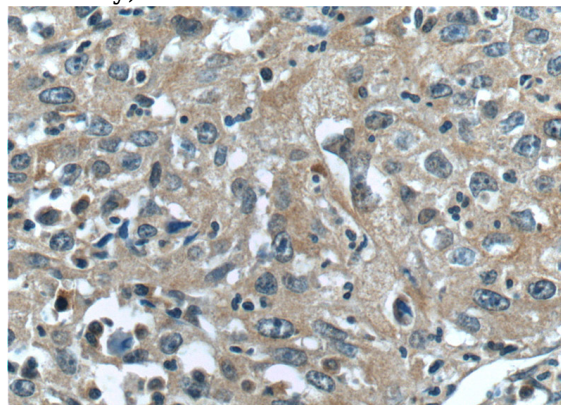
IHC: 1:20-1:200

IF: 1:10-1:100

## Validations



HeLa cells were subjected to SDS PAGE followed by western blot with Catalog No:115969(TACC3 Antibody) at dilution of 1:600



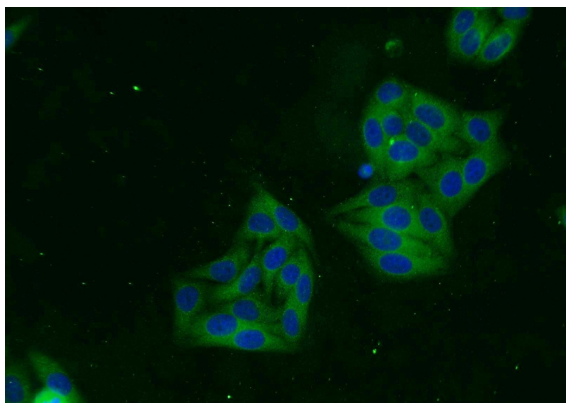
Immunohistochemistry of paraffin-embedded human cervical cancer tissue slide using Catalog No:115969(TACC3 Antibody) at dilution of 1:50 (under 40x lens)

# TACC3 antibody



Catalog Number: 115969

---



Immunofluorescent analysis of HepG2 cells using Catalog No:115969(TACC3 Antibody) at dilution of 1:25 and Alexa Fluor 488-conjugated AffiniPure Goat Anti-Rabbit IgG(H+L)