

ANKRD13D antibody



Catalog Number: 108069

Product name

ANKRD13D antibody

Recommended Dilution:

WB: 1:200-1:1000

Immunogen

[Human ANKRD13D Recombinant protein \(GST tag & His tag\)](#)

IHC: 1:20-1:200

Specificity

Human; other species not tested.

Antibody description

ANKRD13D Rabbit Polyclonal antibody. Positive WB detected in Jurkat cells, HT-1080 cells. Positive IHC detected in human small intestine tissue, human breast cancer tissue. Observed molecular weight by Western-blot: 50 kDa

Preparation

This antibody was obtained by immunization of ANKRD13D recombinant protein (Accession Number: NM_207354). Purification method: Antigen affinity purified.

Formulation

PBS with 0.1% sodium azide and 50% glycerol pH 7.3.

Storage

Store at -20°C. DO NOT ALIQUOT

Clonality

Polyclonal

Ig Type


Rabbit IgG

Applications

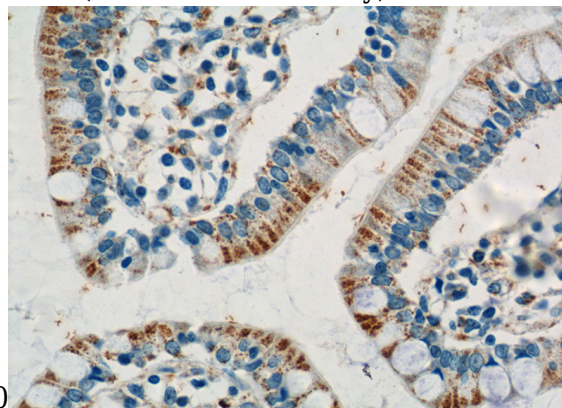
ELISA, WB, IHC

Dilutions

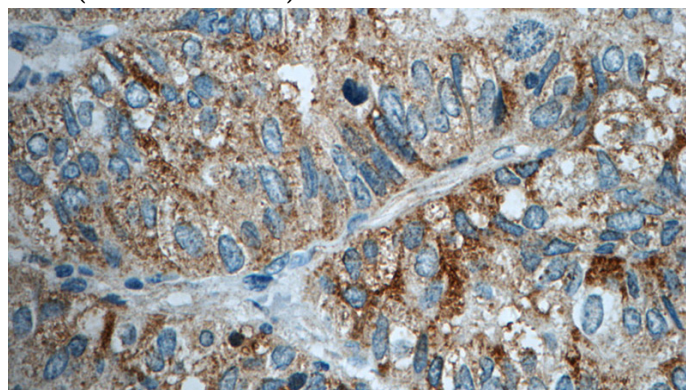
Validations



Jurkat cells were subjected to SDS PAGE followed by western blot with Catalog No:108069(ANKRD13D Antibody) at dilution of



Immunohistochemistry of paraffin-embedded human small intestine tissue slide using Catalog No:108069(ANKRD13D Antibody) at dilution of 1:50 (under 40x lens)



ANKRD13D antibody



Catalog Number: 108069

Immunohistochemistry of paraffin-embedded
human breast cancer tissue slide using Catalog

No:108069(ANKRD13D Antibody) at dilution of
1:50 (under 40x lens)