

RHOBTB3 antibody



Catalog Number: 114659

Product name

RHOBTB3 antibody

Recommended Dilution:

WB: 1:500-1:5000

Immunogen

IHC: 1:20-1:200

[Human RHOBTB3 Recombinant protein \(His tag\)](#)

Validations

Specificity

Human, Mouse, Rat; other species not tested.

Antibody description

RHOBTB3 Rabbit Polyclonal antibody. Positive WB detected in K-562 cells, human heart tissue, mouse uterus tissue. Positive IHC detected in human placenta tissue, human heart tissue. Observed molecular weight by Western-blot: 69 kDa

Preparation

This antibody was obtained by immunization of RHOBTB3 recombinant protein (Accession Number: NM_014899). Purification method: Antigen affinity purified.

Formulation

PBS with 0.02% sodium azide and 50% glycerol pH 7.3.

Storage

Store at -20°C. DO NOT ALIQUOT

Clonality

Polyclonal


Ig Type

Rabbit IgG

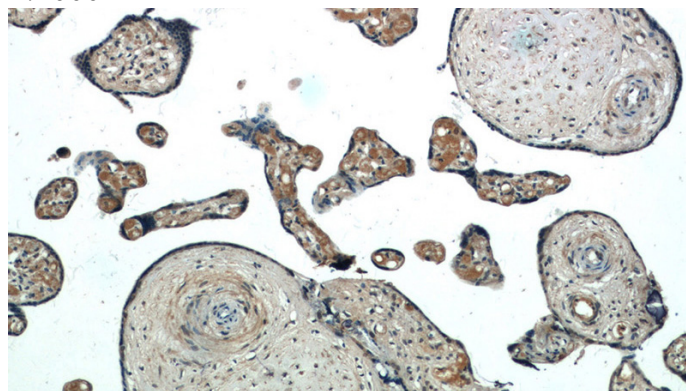
Applications

ELISA, WB, IHC

Dilutions



K-562 cells were subjected to SDS PAGE followed by western blot with Catalog No:114659(RHOBTB3 antibody) at dilution of 1:1000

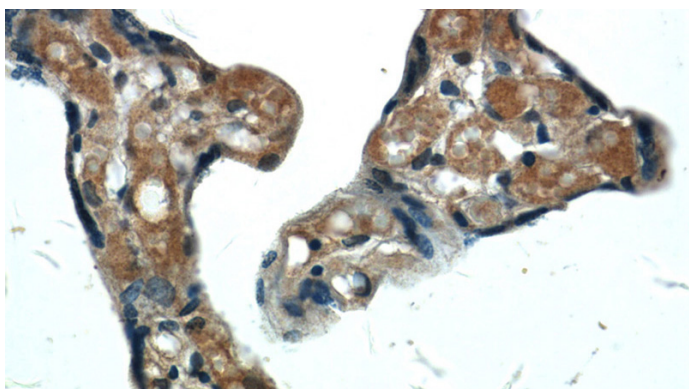


Immunohistochemistry of paraffin-embedded human placenta tissue slide using Catalog No:114659(RHOBTB3 Antibody) at dilution of 1:50 (under 10x lens)

RHOBTB3 antibody



Catalog Number: 114659



Immunohistochemistry of paraffin-embedded human placenta tissue slide using Catalog No:114659(RHOBTB3 Antibody) at dilution of 1:50 (under 40x lens)