

ANP32B antibody



Catalog Number: 107059

Product name

ANP32B antibody

Recommended Dilution:

WB: 1:500-1:5000

Immunogen

IF: 1:50-1:500

[Human ANP32B Recombinant protein \(GST tag & His tag\)](#)


Validations

Specificity

Human; other species not tested.

Antibody description


ANP32B Mouse Monoclonal antibody. Positive IF detected in HepG2 cells. Positive WB detected in HEK-293 cells, fetal human brain tissue, HeLa cells. Observed molecular weight by Western-blot: 29 kDa



Preparation

This antibody was obtained by immunization of ANP32B recombinant protein (Accession Number: NM_006401). Purification method: Protein A purified.

HEK-293 cells were subjected to SDS PAGE followed by western blot with Catalog No:107059(ANP32B Antibody) at dilution of



Formulation

PBS with 0.02% sodium azide and 50% glycerol pH 7.3.

Storage

Store at -20°C. DO NOT ALIQUOT

1:1000

Clonality

Monoclonal

Ig Type


Mouse IgG2b

Applications

ELISA, WB, IF

Dilutions

HeLa cells were subjected to SDS PAGE followed by western blot with Catalog No:107059(ANP32B



Antibody) at dilution of 1:5000

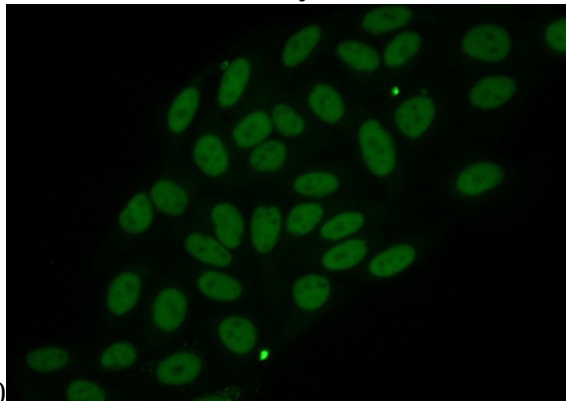
ANP32B antibody



Catalog Number: 107059

fetal human brain tissue were subjected to SDS PAGE followed by western blot with Catalog No:107059(ANP32B Antibody) at dilution of

Immunofluorescent analysis of HepG2 cells using Catalog No:107059(ANP32B Antibody) at dilution of 1:50 and Alexa Fluor 488-conjugated AffiniPure Goat Anti-Mouse IgG(H+L)



1:1000