

GPBP1 antibody



Catalog Number: 111059

Product name

GPBP1 antibody

Recommended Dilution:

WB: 1:500-1:5000

Immunogen

IHC: 1:20-1:200

[Human GPBP1 Recombinant protein \(His tag\)](#)

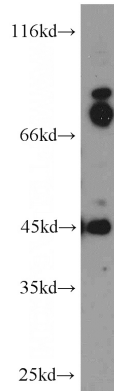
Validations

Specificity

Human, Mouse, Rat; other species not tested.

Antibody description

GPBP1 Rabbit Polyclonal antibody. Positive IHC detected in human small intestine tissue, human testis tissue. Positive WB detected in HepG2 cells, L02 cells. Observed molecular weight by Western-blot: 45 kDa



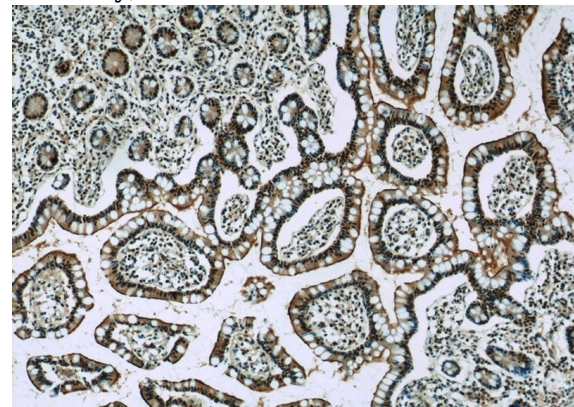
Preparation

This antibody was obtained by immunization of GPBP1 recombinant protein (Accession Number: BC000267). Purification method: Antigen affinity purified.

HepG2 cells were subjected to SDS PAGE followed by western blot with Catalog No:111059(GPBP1 antibody) at dilution of 1:500

Formulation

PBS with 0.02% sodium azide and 50% glycerol pH 7.3.



Storage

Store at -20°C. DO NOT ALIQUOT

Clonality

Polyclonal

Ig Type

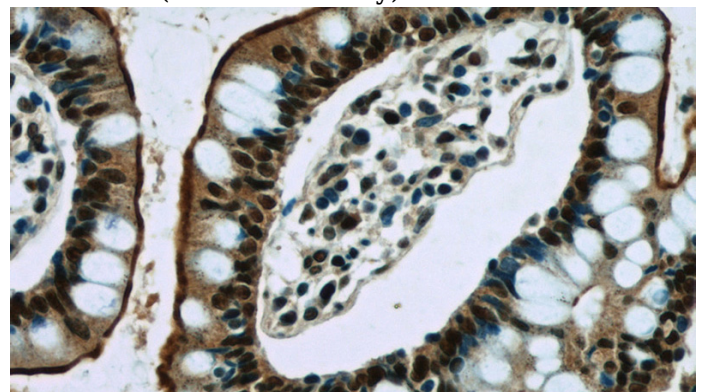
Rabbit IgG

Applications

ELISA, WB, IHC

Dilutions

Immunohistochemistry of paraffin-embedded human small intestine slide using Catalog No:111059(GPBP1 Antibody) at dilution of 1:50



GPBP1 antibody



Catalog Number: 111059

Immunohistochemistry of paraffin-embedded

human small intestine slide using Catalog
No:111059(GPBP1 Antibody) at dilution of 1:50