

DCI antibody



Catalog Number: 109749

Product name

DCI antibody

Immunogen

[Human DCI Recombinant protein \(GST tag & His tag\)](#)

Specificity

Human, Mouse, Rat; other species not tested.

Antibody description

DCI Rabbit Polyclonal antibody. Positive WB detected in HEK-293 cells, BxPC-3 cells, human brain tissue, human kidney tissue, human lung tissue. Positive IF detected in BxPC-3 cells. Positive IHC detected in human prostate cancer tissue. Observed molecular weight by Western-blot: 31kd

Preparation

This antibody was obtained by immunization of DCI recombinant protein (Accession Number: NM_001178029). Purification method: Antigen affinity purified.

Formulation

PBS with 0.1% sodium azide and 50% glycerol pH 7.3.

Storage

Store at -20°C. DO NOT ALIQUOT

Clonality

Polyclonal

Ig Type

Rabbit IgG

Applications

ELISA, IHC, WB, IF

Dilutions

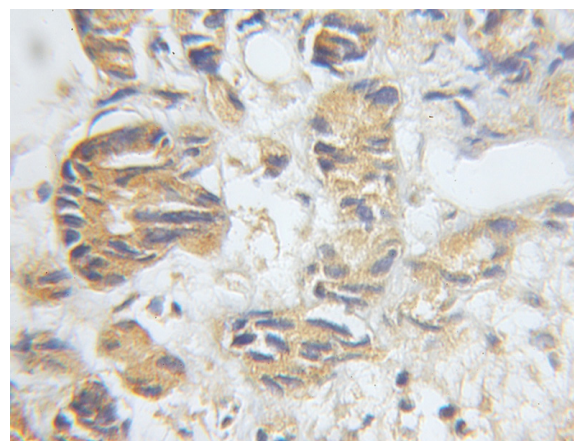
Recommended Dilution:

WB: 1:200-1:2000

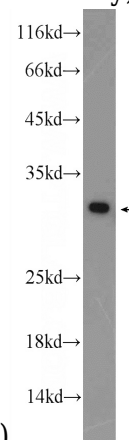
IHC: 1:20-1:200

IF: 1:10-1:100

Validations



Immunohistochemical of paraffin-embedded human prostate cancer using Catalog No:109749(DCI antibody) at dilution of 1:50



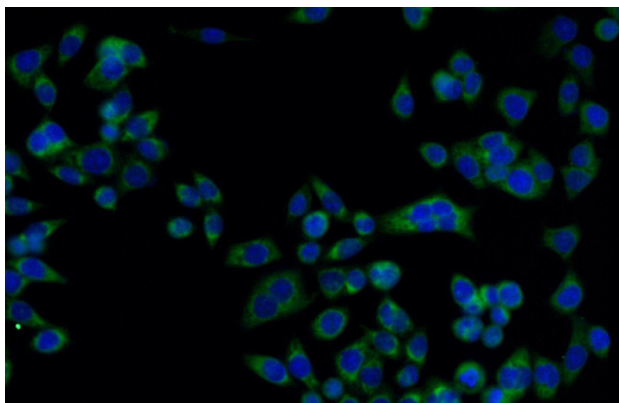
(under 10x lens)

HEK-293 cells were subjected to SDS PAGE followed by western blot with Catalog No:109749(DCI Antibody) at dilution of 1:600

DCI antibody



Catalog Number: 109749



Immunofluorescent analysis of BxPC-3 cells using Catalog No:109749(DCI Antibody) at dilution of 1:25 and Alexa Fluor 488-conjugated AffiniPure Goat Anti-Rabbit IgG(H+L)