

FHL1 antibody



Catalog Number: 110649

Product name

FHL1 antibody

Immunogen

[Human FHL1 Recombinant protein \(GST tag & His tag\)](#)

Specificity

Human, Mouse, Zebrafish; other species not tested.

Antibody description

FHL1 Rabbit Polyclonal antibody. Positive WB detected in human brain tissue, mouse colon tissue, mouse skeletal muscle tissue. Positive IP detected in mouse skeletal muscle tissue. Positive IHC detected in human ovary tumor tissue. Observed molecular weight by Western-blot: 32 kDa

Preparation

This antibody was obtained by immunization of FHL1 recombinant protein (Accession Number: NM_001159700). Purification method: Antigen affinity purified.

Formulation

PBS with 0.1% sodium azide and 50% glycerol pH 7.3.

Storage

Store at -20°C. DO NOT ALIQUOT

Clonality

Polyclonal

Ig Type

Rabbit IgG

Applications

ELISA, WB, IHC, IP

Dilutions


Recommended Dilution:

WB: 1:500-1:5000

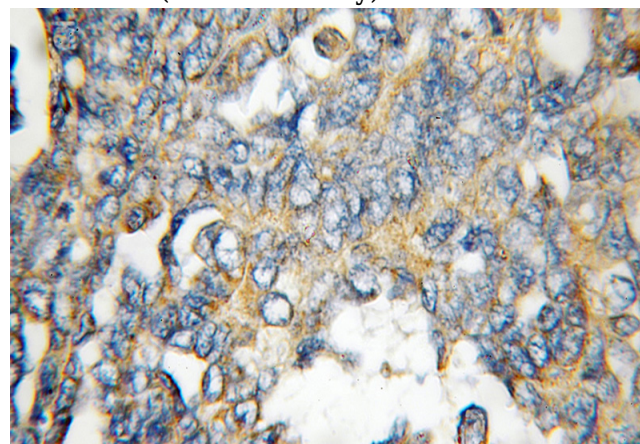
IP: 1:200-1:2000

IHC: 1:20-1:200

Validations



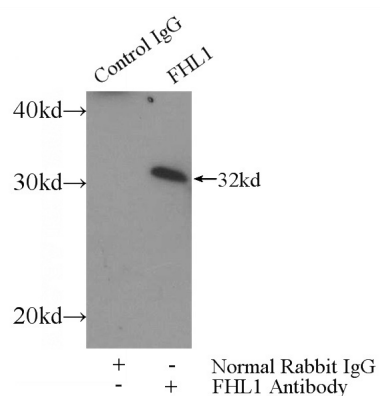
human brain tissue were subjected to SDS PAGE followed by western blot with Catalog No:110649(FHL1 antibody) at dilution of 1:1000



Immunohistochemical of paraffin-embedded human ovary tumor using Catalog No:110649(FHL1 antibody) at dilution of 1:100 (under 10x lens)

FHL1 antibody

Catalog Number: 110649



IP Result of anti-FHL1 (IP:Catalog No:110649, 3ug; Detection:Catalog No:110649 1:700) with mouse skeletal muscle tissue lysate 3600ug.