

GPR50 antibody



Catalog Number: 111129

Product name

GPR50 antibody

Immunogen

[Human GPR50 Recombinant protein \(GST tag & His tag\)](#)

Specificity

Human, Mouse; other species not tested.

Antibody description

GPR50 Rabbit Polyclonal antibody. Positive FC detected in K-562 cells. Positive IF detected in SH-SY5Y cells, mouse HippoCamus tissue. Positive WB detected in transfected cells.

Preparation

This antibody was obtained by immunization of GPR50 recombinant protein (Accession Number: NM_004224). Purification method: Antigen affinity purified.

Formulation

PBS with 0.1% sodium azide and 50% glycerol pH 7.3.

Storage

Store at -20°C. DO NOT ALIQUOT

Clonality

Polyclonal

Ig Type

Rabbit IgG

Applications

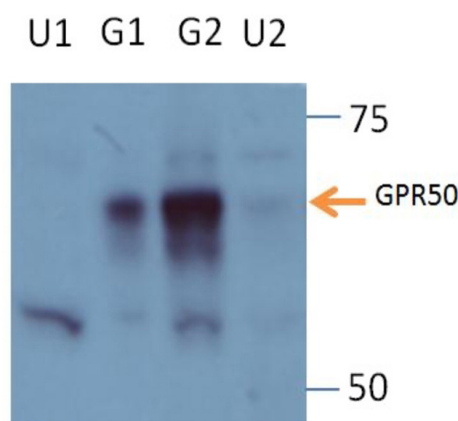
ELISA, IF, WB, FC

Dilutions

Recommended Dilution:

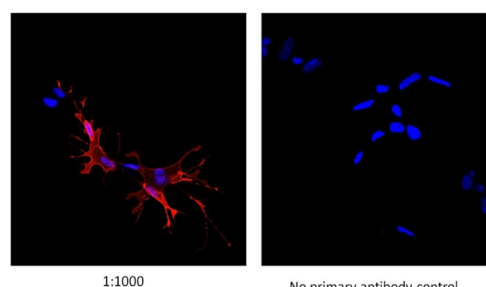
WB: N/AIF: N/A

Validations



WB result of GPR50 antibody (Catalog No:111129, 1:5,000) by Dr. Qian Li, University of Edinburgh.

U1: Lysates from SH-SY5Y cells, untransfected, no endogenous GPR50, negative control, 15ug; G1: Lysates from HEK293 cells, with transfected GPR50, positive control, 2ug; G2: Lysates from HEK293 cells, with transfected GPR50, 10ug; U2: Lysates from HEK293 cells, untransfected, with endogenous GPR50, 10ug; U3: Lysates from HEK293 cells, untransfected, with endogenous GPR50, 10ug. Optimal dilution: 1 in 5000, Signal detection: ECL, Pierce; Exposure time: 10min.



1:1000

No primary antibody control

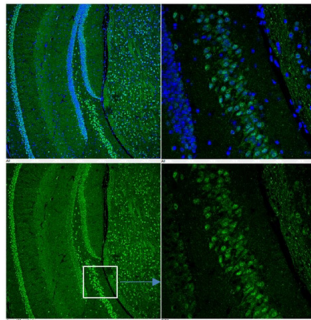
Sample: SH-SY5Y cells, GPR50 transfected
optimal dilution: 1 in 1000

IF result of GPR50 antibody (Catalog No:111129, 1:1,000) with SH-SY5Y cells transfected with GPR50 by Dr. Qian Li, University of Edinburgh.

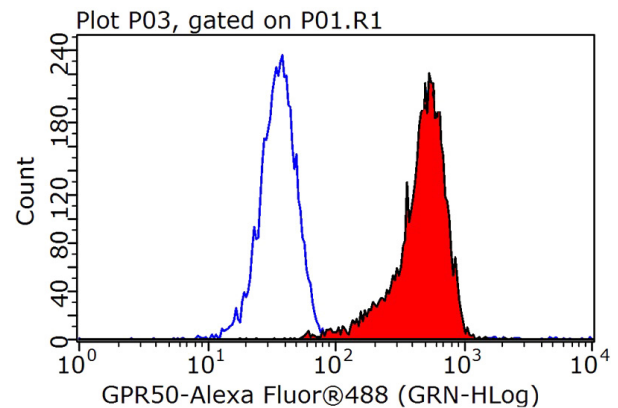
GPR50 antibody



Catalog Number: 111129



Hippocampus, C57 BL/6 mouse, adult
Optimal dilution: 1 in 50



IF result of GPR50 antibody (Catalog No:111129, 1:50) with mouse hippocampus by Dr. Qian Li, University of Edinburgh.

1×10^6 K-562 cells were stained with 0.2 μ g GPR50 antibody (Catalog No:111129, red) and control antibody (blue). Fixed with 90% MeOH blocked with 3% BSA (30 min). Alexa Fluor 488-conjugated AffiniPure Goat Anti-Rabbit IgG(H+L) with dilution 1:1000.