

# GLOD4 antibody



Catalog Number: 111029

## Product name

GLOD4 antibody

## Immunogen

[Human GLOD4 Recombinant protein \(GST tag & His tag\)](#)

## Specificity

Human, Mouse, Rat; other species not tested.

## Antibody description

GLOD4 Rabbit Polyclonal antibody. Positive WB detected in mouse brain tissue, human placenta tissue, mouse kidney tissue, mouse liver tissue. Positive IHC detected in human heart tissue, human ovary tissue. Observed molecular weight by Western-blot: 35kd

## Preparation

This antibody was obtained by immunization of GLOD4 recombinant protein (Accession Number: NM\_016080). Purification method: Antigen affinity purified.

## Formulation

PBS with 0.02% sodium azide and 50% glycerol pH 7.3.

## Storage

Store at -20°C. DO NOT ALIQUOT

## Clonality

Polyclonal

## Ig Type

Rabbit IgG

## Applications

ELISA, WB, IHC


## Dilutions

Recommended Dilution:

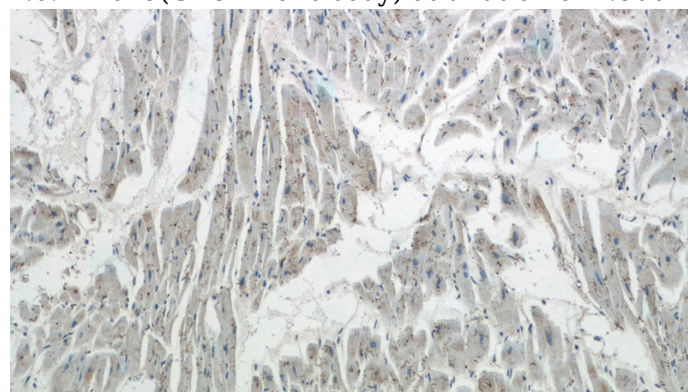
WB: 1:500-1:5000

IHC: 1:20-1:200

## Validations



mouse brain tissue were subjected to SDS PAGE followed by western blot with Catalog No:111029(GLOD4 antibody) at dilution of 1:500



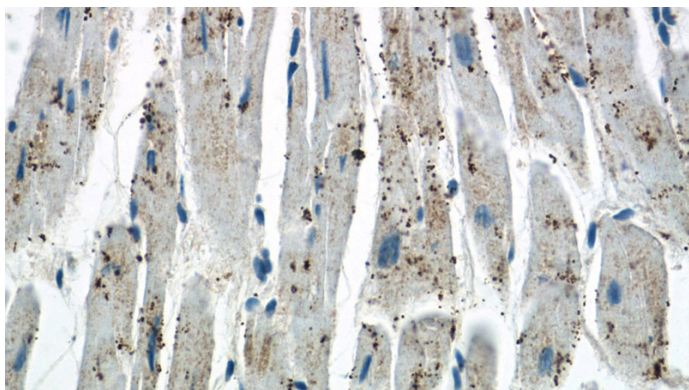
Immunohistochemistry of paraffin-embedded human heart tissue slide using Catalog No:111029(GLOD4 Antibody) at dilution of 1:50 (under 10x lens)

# GLOD4 antibody



Catalog Number: 111029

---



Immunohistochemistry of paraffin-embedded human heart tissue slide using Catalog No:111029(GLOD4 Antibody) at dilution of 1:50 (under 40x lens)