

# MOBKL1A antibody



Catalog Number: 112719

## Product name

MOBKL1A antibody

IP: 1:500-1:5000

IHC: 1:20-1:200

## Specificity

Human, Mouse, Rat; other species not tested.

## Antibody description

MOBKL1A Rabbit Polyclonal antibody. Positive IHC detected in human pancreas cancer tissue. Positive WB detected in Jurkat cells. Positive IP detected in Jurkat cells. Observed molecular weight by Western-blot: 25 kDa

## Preparation

This antibody was obtained by immunization of MOBKL1A recombinant protein (Accession Number: NM\_173468). Purification method: Antigen affinity purified.

## Formulation

PBS with 0.1% sodium azide and 50% glycerol pH 7.3.

## Storage

Store at -20°C. DO NOT ALIQUOT

## Clonality

Polyclonal

## Ig Type

Rabbit IgG

## Applications

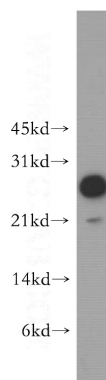
ELISA, WB, IHC, IP

## Dilutions

Recommended Dilution:

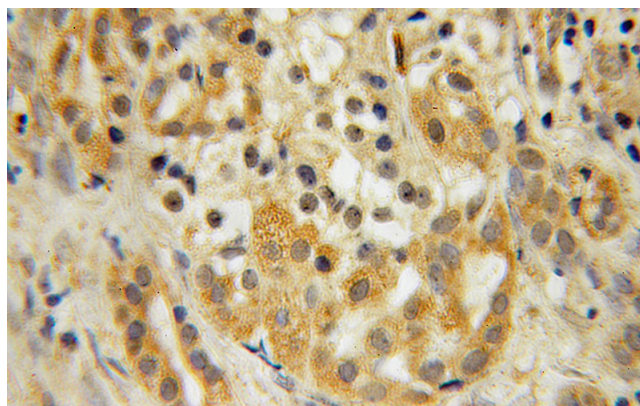
WB: 1:500-1:5000

## Validations



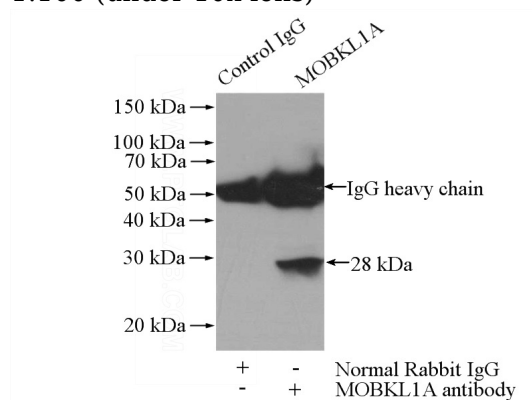
Jurkat cells were subjected to SDS PAGE followed by western blot with Catalog

No:112719(MOBKL1A antibody) at dilution of 1:500



Immunohistochemical of paraffin-embedded human pancreas cancer using Catalog

No:112719(MOBKL1A antibody) at dilution of 1:100 (under 10x lens)



# MOBKL1A antibody



Catalog Number: 112719

---

IP Result of anti-MOBKL1A (IP:Catalog

No:112719, 4ug; Detection:Catalog No:112719  
1:1000) with Jurkat cells lysate 2800ug.